

OTICON | Jet

Technical data sheet

miniRITE / miniRITE T



60 85 100 105

	Jet 1	Jet 2	
Speech Understanding	Multiband Adaptive Directionality	•	•
	Noise Reduction	•	•
	Single Compression	•	•
	Frequency lowering	Speech Rescue™	-
Sound Quality	Fitting Bandwidth*	8 kHz	8 kHz
	Processing Channels	48	48
Listening Comfort	Feedback Management	Feedback shield LX	Feedback shield LX
	Transient Noise Management	On/Off	-
	Wind Noise Management	•	•
Personalisation & Optimising Fitting	Fitting Bands	10	8
	Fitting Formulas	NAL-NL1/NAL-NL2, DSL v5.0	NAL-NL1/NAL-NL2, DSL v5.0
Connecting to the world	Direct streaming**	•	•
	Oticon ON app & Oticon RemoteCare app	•	•
	ConnectClip	•	•
	EduMic	•	•
	Remote Control 3.0	•	•
	TV Adapter 3.0	•	•
	Phone Adapter 2.0	•	•
Tinnitus SoundSupport™	•	•	

* Bandwidth accessible for gain adjustments during fitting

** From compatible iPhone®, iPad®, iPod touch® devices

Operating Conditions

Temperature: +1°C to +40°C (34°F to 104°F)

Humidity: 5% to 93% relative humidity, non-condensing

Atmospheric pressure: 700 hPa to 1060 hPa

Storage and transportation conditions

Temperature and humidity should not exceed the below limits for extended periods during transportation and storage.

Transportation

Temperature: -25°C to +60°C (-13°F to 140°F)

Humidity: 5% to 93% relative humidity, non-condensing

Atmospheric pressure: 700 hPa to 1060 hPa

Storage

Temperature: -25°C to +60°C (-13°F to 140°F)

Humidity: 5% to 93% relative humidity, non-condensing

Atmospheric pressure: 700 hPa to 1060 hPa

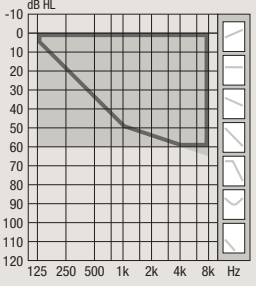

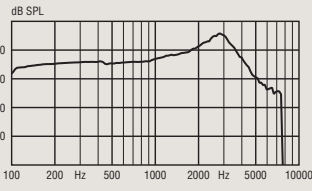
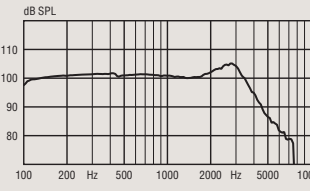
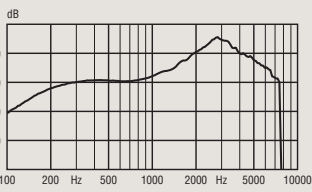
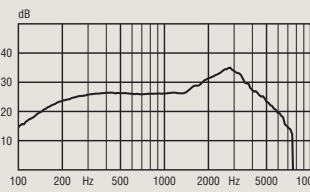
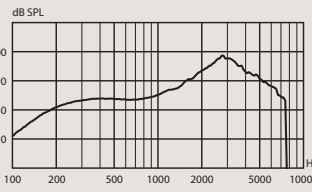
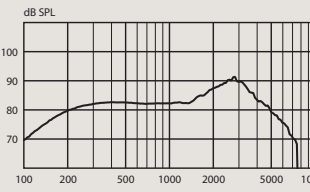
Apple, the Apple logo, iPhone, iPad, and iPod touch are trademarks of Apple Inc., registered in the U.S. and other countries.



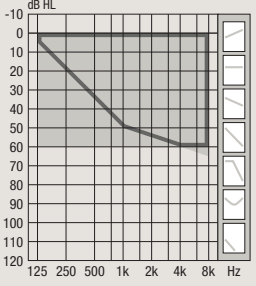

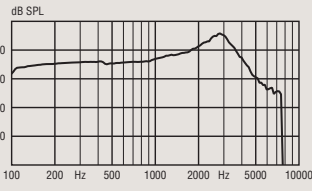
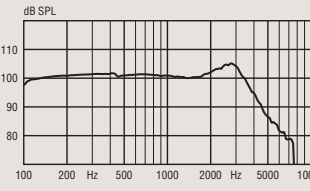
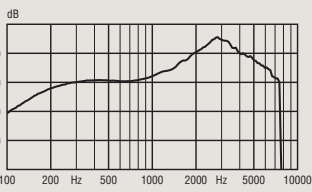
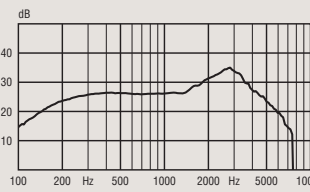
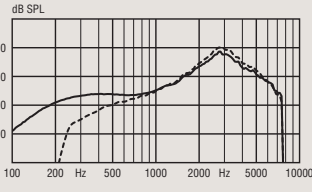
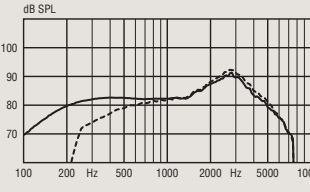
IP68

For information on compatibility, please visit www.oticon.com.au/compatibility



		Ear Simulator Measured according to IEC 60118-0:1983/AMD1:1994, IEC 60118-0:2015, IEC 60118-1:1995+AMD1:1998 CSV and IEC 60318-4:2010	2CC Coupler Measured according to ANSI S3.22-2014, IEC 60118-0:2015 and IEC 60318-5:2006
 <p>60</p>  <p> <input checked="" type="checkbox"/> Mould, Bass & Power dome <input type="checkbox"/> Open dome </p> <p>Technical information Omnidirectional mode is used unless otherwise stated.</p>		OSPL90 	OSPL90 
		Full-on gain 	Full-on gain 
		Frequency Response 	Frequency Response 
OSPL90	Peak 1600 Hz HFA-OSPL90	116 dB SPL 109 dB SPL 110 dB SPL	105 dB SPL 100 dB SPL 102 dB SPL
Full-on gain ¹	Peak 1600 Hz HFA-FOG	46 dB 37 dB 38 dB	35 dB 29 dB 30 dB
Reference test gain		30 dB	26 dB
Frequency range		110-7500 Hz	100-7500 Hz
Telecoil output (1600 Hz)	1 mA/m field 10 mA/m field SPLITS L/R	- - -	- - -
Total harmonic distortion (Input 70 dB SPL)	500 Hz 800 Hz 1600 Hz	< 2 % < 3 % < 2 %	< 2 % < 2 % < 2 %
Equivalent input noise level	Omni Dir	22 dB SPL 30 dB SPL	19 dB SPL 28 dB SPL
Battery consumption ²	Typical Quiescent	1.5 mA 1.5 mA	1.6 mA 1.5 mA
Battery life, artificial measurement, hours ³		120	115
Expected battery life, hours (battery size 312 - IEC PR41) ⁴		60-65	

1) Measured with the gain control of the hearing aids set to their full-on position minus 20 dB and with an input SPL of 70 dB. This is to obtain a gain response equal to the full-on gain response from e.g. IEC 60118-0:1983+AMD1:1994 but without influence of feedback.
 2) Battery current is measured according to IEC 60118-0:1983/AMD1:1994 §7.11, IEC 60118-0:2015 §7.7 and ANSI S3.22-2014 §6.13 after a settling time of minimum 3 minutes.
 3) Based on the standardised battery consumption measurement (e.g. IEC 60118-0:1983/AMD1:1994). The actual battery life depends on battery quality, use pattern, active feature set, hearing loss and sound environment.
 4) Real usage battery life is shown as an estimated interval based on mixed use cases with variable amplification settings and variable input levels, incl. direct stereo streaming from a TV (25% of the time) and streaming from a mobile phone (6% of the time).

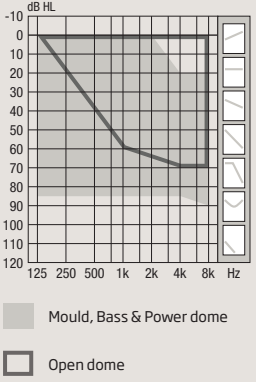

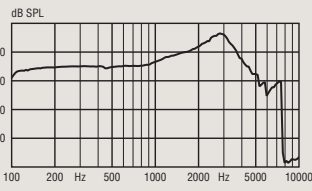
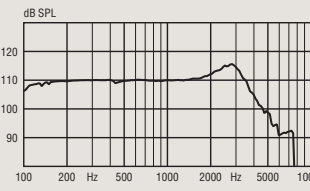
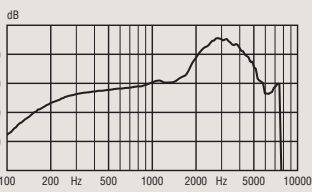
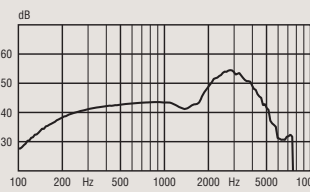
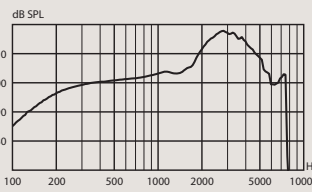
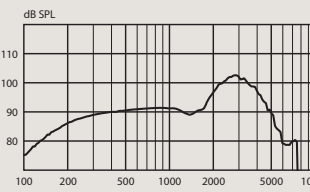
		Ear Simulator Measured according to IEC 60118-0:1983/AMD1:1994, IEC 60118-0:2015, IEC 60118-1:1995+AMD1:1998 CSV and IEC 60318-4:2010	2CC Coupler Measured according to ANSI S3.22-2014, IEC 60118-0:2015 and IEC 60318-5:2006
 Mould, Bass & Power dome Open dome		OSPL90 	OSPL90 
		Full-on gain 	Full-on gain 
		Frequency Response  — Acoustic input: 60 dB SPL - - - Magnetic input: 31.6 mA/m	Frequency Response  — Acoustic input: 60 dB SPL - - - Magnetic input: 31.6 mA/m
OSPL90	Peak	116 dB SPL	105 dB SPL
	1600 Hz	109 dB SPL	100 dB SPL
	HFA-OSPL90	110 dB SPL	102 dB SPL
Full-on gain ¹	Peak	46 dB	35 dB
	1600 Hz	37 dB	29 dB
	HFA-FOG	38 dB	30 dB
Reference test gain		30 dB	26 dB
Frequency range		110-7500 Hz	100-7500 Hz
Telecoil output (1600 Hz)	1 mA/m field	67 dB SPL	-
	10 mA/m field	87 dB SPL	-
	SPLITS L/R	-	85/85 dB SPL
Total harmonic distortion (Input 70 dB SPL)	500 Hz	< 2 %	< 2 %
	800 Hz	< 3 %	< 2 %
	1600 Hz	< 2 %	< 2 %
Equivalent input noise level	Omni	22 dB SPL	19 dB SPL
	Dir	30 dB SPL	28 dB SPL
Battery consumption ²	Typical	1.5 mA	1.6 mA
	Quiescent	1.5 mA	1.5 mA
Battery life, artificial measurement, hours ³		120	115
Expected battery life, hours (battery size 312 - IEC PR41) ⁴		60-65	

1) Measured with the gain control of the hearing aids set to their full-on position minus 20 dB and with an input SPL of 70 dB. This is to obtain a gain response equal to the full-on gain response from e.g. IEC 60118-0:1983+A1:1994 but without influence of feedback.

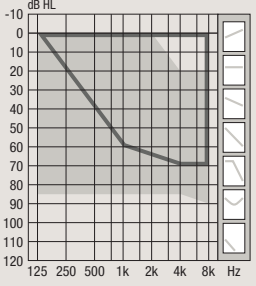

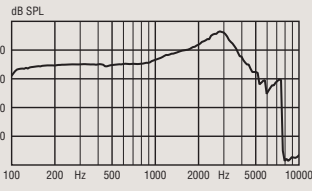
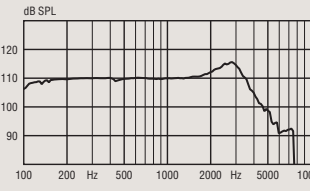
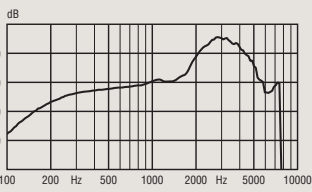
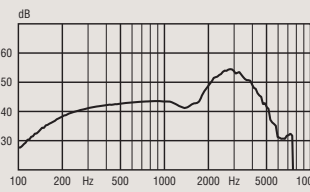
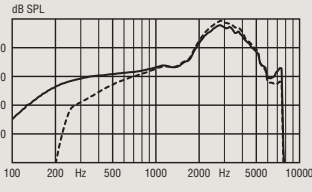
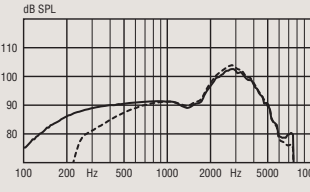
2) Battery current is measured according to IEC 60118-0:1983/AMD1:1994 §7.11, IEC 60118-0:2015 §7.7 and ANSI S3.22-2014 §6.13 after a settling time of minimum 3 minutes.

3) Based on the standardised battery consumption measurement (e.g. IEC 60118-0:1983/AMD1:1994). The actual battery life depends on battery quality, use pattern, active feature set, hearing loss and sound environment.


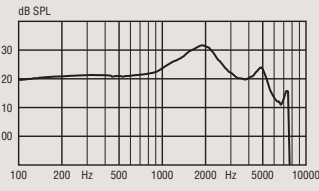
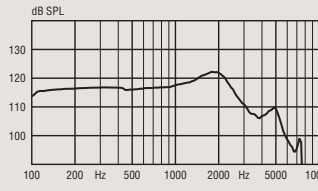
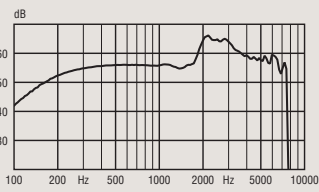
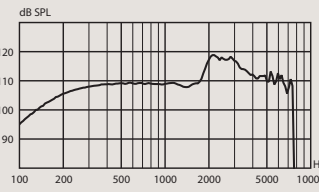
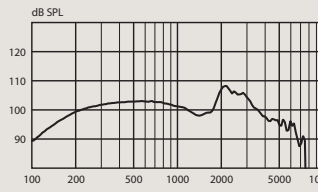
4) Real usage battery life is shown as an estimated interval based on mixed use cases with variable amplification settings and variable input levels, incl. direct stereo streaming from a TV (25% of the time) and streaming from a mobile phone (6% of the time).

		Ear Simulator Measured according to IEC 60118-0:1983/AMD1:1994, IEC 60118-0:2015, IEC 60118-1:1995+AMD1:1998 CSV and IEC 60318-4:2010	2CC Coupler Measured according to ANSI S3.22-2014, IEC 60118-0:2015 and IEC 60318-5:2006
 <p>85</p> <p>Technical information Omnidirectional mode is used unless otherwise stated.</p>			
		OSPL90 	OSPL90 
		Full-on gain 	Full-on gain 
		Frequency Response 	Frequency Response 
OSPL90	Peak 1600 Hz HFA-OSPL90	127 dB SPL 120 dB SPL 121 dB SPL	116 dB SPL 111 dB SPL 112 dB SPL
Full-on gain ¹	Peak 1600 Hz HFA-FOG	66 dB 52 dB 55 dB	54 dB 43 dB 47 dB
Reference test gain		45 dB	34 dB
Frequency range		120-7500 Hz	100-7500 Hz
Telecoil output (1600 Hz)	1 mA/m field 10 mA/m field SPLITS L/R	- - -	- - -
Total harmonic distortion (Input 70 dB SPL)	500 Hz 800 Hz 1600 Hz	<2 % <3 % <2 %	<2 % <2 % <2 %
Equivalent input noise level	Omni Dir	26 dB SPL 33 dB SPL	21 dB SPL 30 dB SPL
Battery consumption ²	Typical Quiescent	1.6 mA 1.5 mA	1.7 mA 1.5 mA
Battery life, artificial measurement, hours ³		110	105
Expected battery life, hours (battery size 312 - IEC PR41) ⁴		55-65	

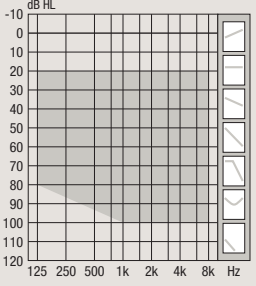

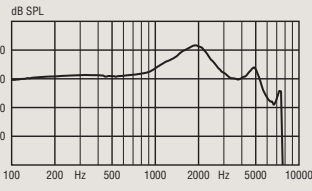
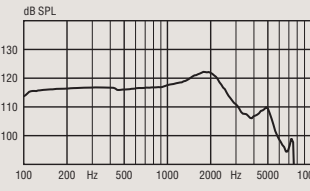
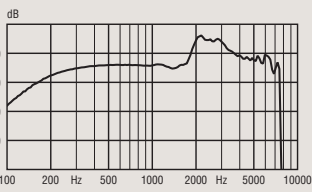
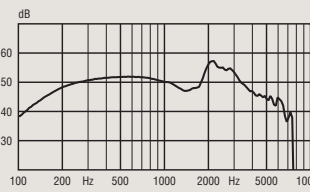
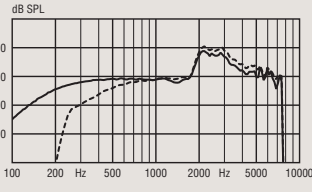
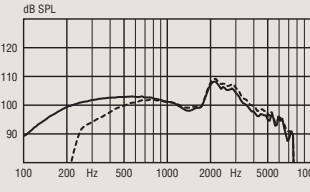
1) Measured with the gain control of the hearing aids set to their full-on position minus 20 dB and with an input SPL of 70 dB. This is to obtain a gain response equal to the full-on gain response from e.g. IEC 60118-0:1983+AMD1:1994 but without influence of feedback.
 2) Battery current is measured according to IEC 60118-0:1983/AMD1:1994 §7.11, IEC 60118-0:2015 §7.7 and ANSI S3.22-2014 §6.13 after a settling time of minimum 3 minutes.
 3) Based on the standardised battery consumption measurement (e.g. IEC 60118-0:1983/AMD1:1994). The actual battery life depends on battery quality, use pattern, active feature set, hearing loss and sound environment.
 4) Real usage battery life is shown as an estimated interval based on mixed use cases with variable amplification settings and variable input levels, incl. direct stereo streaming from a TV (25% of the time) and streaming from a mobile phone (6% of the time).

		Ear Simulator Measured according to IEC 60118-0:1983/AMD1:1994, IEC 60118-0:2015, IEC 60118-1:1995+AMD1:1998 CSV and IEC 60318-4:2010	2CC Coupler Measured according to ANSI S3.22-2014, IEC 60118-0:2015 and IEC 60318-5:2006
 <p>Technical information Omnidirectional mode is used unless otherwise stated.</p>		OSPL90 	OSPL90 
		Full-on gain 	Full-on gain 
		Frequency Response  <p>— Acoustic input: 60 dB SPL - - - Magnetic input: 31.6 mA/m</p>	Frequency Response  <p>— Acoustic input: 60 dB SPL - - - Magnetic input: 31.6 mA/m</p>
OSPL90	Peak	127 dB SPL	116 dB SPL
	1600 Hz	120 dB SPL	111 dB SPL
	HFA-OSPL90	121 dB SPL	112 dB SPL
Full-on gain ¹	Peak	66 dB	54 dB
	1600 Hz	52 dB	43 dB
	HFA-FOG	55 dB	47 dB
Reference test gain		45 dB	34 dB
Frequency range		120-7500 Hz	100-7500 Hz
Telecoil output (1600 Hz)	1 mA/m field	82 dB SPL	-
	10 mA/m field	102 dB SPL	-
	SPLITS L/R	-	94/94 dB SPL
Total harmonic distortion (Input 70 dB SPL)	500 Hz	< 2 %	< 2 %
	800 Hz	< 3 %	< 2 %
	1600 Hz	< 2 %	< 2 %
Equivalent input noise level	Omni	26 dB SPL	21 dB SPL
	Dir	33 dB SPL	30 dB SPL
Battery consumption ²	Typical	1.6 mA	1.7 mA
	Quiescent	1.5 mA	1.5 mA
Battery life, artificial measurement, hours ³		110	105
Expected battery life, hours (battery size 312 - IEC PR41) ⁴		55-65	

1) Measured with the gain control of the hearing aids set to their full-on position minus 20 dB and with an input SPL of 70 dB. This is to obtain a gain response equal to the full-on gain response from e.g. IEC 60118-0:1983+A1:1994 but without influence of feedback.
 2) Battery current is measured according to IEC 60118-0:1983/AMD1:1994 §7.11, IEC 60118-0:2015 §7.7 and ANSI S3.22-2014 §6.13 after a settling time of minimum 3 minutes.
 3) Based on the standardised battery consumption measurement (e.g. IEC 60118-0:1983/AMD1:1994). The actual battery life depends on battery quality, use pattern, active feature set, hearing loss and sound environment.
 4) Real usage battery life is shown as an estimated interval based on mixed use cases with variable amplification settings and variable input levels, incl. direct stereo streaming from a TV (25% of the time) and streaming from a mobile phone (6% of the time).

		Ear Simulator Measured according to IEC 60118-0:1983/AMD1:1994, IEC 60118-0:2015, IEC 60118-1:1995+AMD1:1998 CSV and IEC 60318-4:2010	2CC Coupler Measured according to ANSI S3.22-2014, IEC 60118-0:2015 and IEC 60318-5:2006
 <p>Power flex mould, Bass & Power dome</p>		OSPL90 	OSPL90 
	Technical information Omnidirectional mode is used unless otherwise stated.		Full-on gain 
Warning to the hearing aid dispenser The maximum output capability of the hearing aid may exceed 132 dB SPL (IEC 711). Special care should be exercised in selecting and fitting the hearing aid, as there may be risk of impairing the remaining hearing of the hearing aid user.		Frequency Response 	Frequency Response 
	Peak	132 dB SPL	122 dB SPL
OSPL90	1600 Hz	130 dB SPL	121 dB SPL
	HFA-OSPL90	127 dB SPL	118 dB SPL
	Peak	66 dB	57 dB
Full-on gain ¹	1600 Hz	56 dB	48 dB
	HFA-FOG	59 dB	51 dB
Reference test gain		49 dB	42 dB
Frequency range		100-7500 Hz	100-7500 Hz
	1 mA/m field	-	-
Telecoil output (1600 Hz)	10 mA/m field	-	-
	SPLITS L/R	-	-
	500 Hz	< 7 %	< 2 %
Total harmonic distortion (Input 70 dB SPL)	800 Hz	< 4 %	< 2 %
	1600 Hz	< 2 %	< 2 %
	Omni	23 dB SPL	19 dB SPL
Equivalent input noise level	Dir	32 dB SPL	30 dB SPL
	Typical	1.5 mA	1.7 mA
Battery consumption ²	Quiescent	1.5 mA	1.5 mA
Battery life, artificial measurement, hours ³		115	105
Expected battery life, hours (battery size 312 - IEC PR41) ⁴		50-65	

1) Measured with the gain control of the hearing aids set to their full-on position minus 20 dB and with an input SPL of 70 dB. This is to obtain a gain response equal to the full-on gain response from e.g. IEC 60118-0:1983+A1:1994 but without influence of feedback.
 2) Battery current is measured according to IEC 60118-0:1983/AMD1:1994 §7.11, IEC 60118-0:2015 §7.7 and ANSI S3.22:2014 §6.13 after a settling time of minimum 3 minutes.
 3) Based on the standardised battery consumption measurement (e.g. IEC 60118-0:1983/AMD1:1994). The actual battery life depends on battery quality, use pattern, active feature set, hearing loss and sound environment.
 4) Real usage battery life is shown as an estimated interval based on mixed use cases with variable amplification settings and variable input levels, incl. direct stereo streaming from a TV (25% of the time) and streaming from a mobile phone (6% of the time).


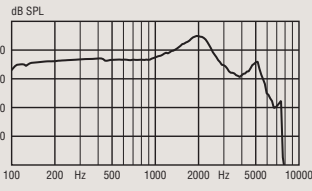
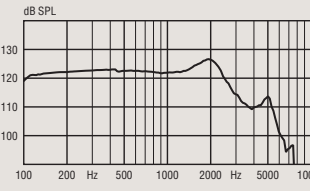
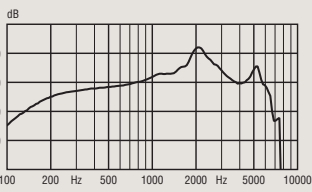
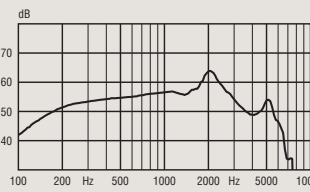
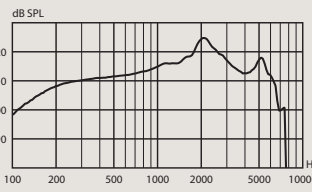
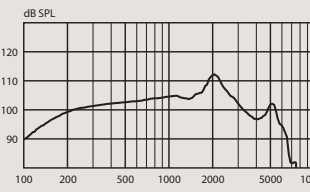
		Ear Simulator Measured according to IEC 60118-0:1983/AMD1:1994, IEC 60118-0:2015, IEC 60118-1:1995+AMD1:1998 CSV and IEC 60318-4:2010	2CC Coupler Measured according to ANSI S3.22-2014, IEC 60118-0:2015 and IEC 60318-5:2006
 <p>Power flex mould, Bass & Power dome</p>		<p>OSPL90</p> 	<p>OSPL90</p> 
		<p>Full-on gain</p> 	<p>Full-on gain</p> 
<p>Technical information</p> <p>Omnidirectional mode is used unless otherwise stated.</p> <p>Warning to the hearing aid dispenser The maximum output capability of the hearing aid may exceed 132 dB SPL (IEC 711). Special care should be exercised in selecting and fitting the hearing aid, as there may be risk of impairing the remaining hearing of the hearing aid user.</p>		<p>Frequency Response</p>  <p>— Acoustic input: 60 dB SPL - - - Magnetic input: 31.6 mA/m</p>	<p>Frequency Response</p>  <p>— Acoustic input: 60 dB SPL - - - Magnetic input: 31.6 mA/m</p>
OSPL90	Peak	132 dB SPL	122 dB SPL
	1600 Hz	130 dB SPL	121 dB SPL
	HFA-OSPL90	127 dB SPL	118 dB SPL
Full-on gain ¹	Peak	66 dB	57 dB
	1600 Hz	56 dB	48 dB
	HFA-FOG	59 dB	51 dB
Reference test gain		49 dB	42 dB
Frequency range		100-7500 Hz	100-7500 Hz
Telecoil output (1600 Hz)	1 mA/m field	86 dB SPL	-
	10 mA/m field	106 dB SPL	-
	SPLITS L/R	-	103/103 dB SPL
Total harmonic distortion (Input 70 dB SPL)	500 Hz	< 7 %	< 2 %
	800 Hz	< 4 %	< 2 %
	1600 Hz	< 2 %	< 2 %
Equivalent input noise level	Omni	23 dB SPL	19 dB SPL
	Dir	32 dB SPL	30 dB SPL
Battery consumption ²	Typical	1.5 mA	1.7 mA
	Quiescent	1.5 mA	1.5 mA
Battery life, artificial measurement, hours ³		115	105
Expected battery life, hours (battery size 312 - IEC PR41) ⁴		50-65	

1) Measured with the gain control of the hearing aids set to their full-on position minus 20 dB and with an input SPL of 70 dB. This is to obtain a gain response equal to the full-on gain response from e.g. IEC 60118-0:1983+A1:1994 but without influence of feedback.

2) Battery current is measured according to IEC 60118-0:1983/AMD1:1994 §7.11, IEC 60118-0:2015 §7.7 and ANSI S3.22-2014 §6.13 after a settling time of minimum 3 minutes.

3) Based on the standardised battery consumption measurement (e.g. IEC 60118-0:1983/AMD1:1994). The actual battery life depends on battery quality, use pattern, active feature set, hearing loss and sound environment.

4) Real usage battery life is shown as an estimated interval based on mixed use cases with variable amplification settings and variable input levels, incl. direct stereo streaming from a TV (25% of the time) and streaming from a mobile phone (6% of the time).


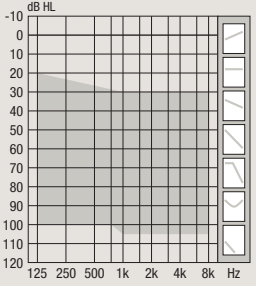
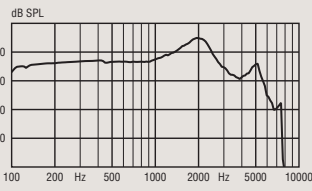
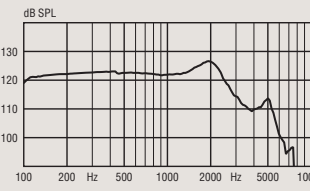
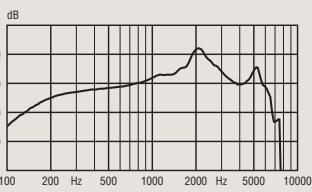
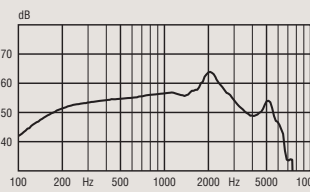
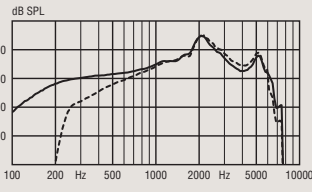
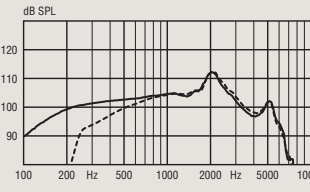
		Ear Simulator Measured according to IEC 60118-0:1983/AMD1:1994, IEC 60118-0:2015, IEC 60118-1:1995+AMD1:1998 CSV and IEC 60318-4:2010	2CC Coupler Measured according to ANSI S3.22-2014, IEC 60118-0:2015 and IEC 60318-5:2006
 <p>105</p> <p>Power flex mould</p> <p>Technical information Omnidirectional mode is used unless otherwise stated.</p> <p>Warning to the hearing aid dispenser The maximum output capability of the hearing aid may exceed 132 dB SPL (IEC 711). Special care should be exercised in selecting and fitting the hearing aid, as there may be risk of impairing the remaining hearing of the hearing aid user.</p>		OSPL90 	OSPL90 
		Full-on gain 	Full-on gain 
		Frequency Response 	Frequency Response 
	OSPL90	Peak 135 dB SPL 1600 Hz 132 dB SPL HFA-OSPL90 130 dB SPL	127 dB SPL 125 dB SPL 122 dB SPL
	Full-on gain ¹	Peak 72 dB 1600 Hz 65 dB HFA-FOG 65 dB	64 dB 57 dB 57 dB
	Reference test gain	58 dB	46 dB
	Frequency range	100-7500 Hz	100-6500 Hz
	Telecoil output (1600 Hz)	1 mA/m field - 10 mA/m field - SPLITS L/R -	-
	Total harmonic distortion (Input 70 dB SPL)	500 Hz < 2 % 800 Hz < 2 % 1600 Hz < 3 %	< 2 % < 2 % < 2 %
	Equivalent input noise level	Omni 18 dB SPL Dir 28 dB SPL	18 dB SPL 29 dB SPL
	Battery consumption ²	Typical 1.6 mA Quiescent 1.5 mA	1.7 mA 1.5 mA
	Battery life, artificial measurement, hours ³	110	105
	Expected battery life, hours (battery size 312 - IEC PR41) ⁴	45-65	

1) Measured with the gain control of the hearing aids set to their full-on position minus 20 dB and with an input SPL of 70 dB. This is to obtain a gain response equal to the full-on gain response from e.g. IEC 60118-0:1983+A1:1994 but without influence of feedback.

2) Battery current is measured according to IEC 60118-0:1983/AMD1:1994 §7.11, IEC 60118-0:2015 §7.7 and ANSI S3.22-2014 §6.13 after a settling time of minimum 3 minutes.

3) Based on the standardised battery consumption measurement (e.g. IEC 60118-0:1983/AMD1:1994). The actual battery life depends on battery quality, use pattern, active feature set, hearing loss and sound environment.

4) Real usage battery life is shown as an estimated interval based on mixed use cases with variable amplification settings and variable input levels, incl. direct stereo streaming from a TV (25% of the time) and streaming from a mobile phone (6% of the time).

		Ear Simulator Measured according to IEC 60118-0:1983/AMD1:1994, IEC 60118-0:2015, IEC 60118-1:1995+AMD1:1998 CSV and IEC 60318-4:2010	2CC Coupler Measured according to ANSI S3.22-2014, IEC 60118-0:2015 and IEC 60318-5:2006
 <p>105</p> <p>Power flex mould</p>		OSPL90 	OSPL90 
		Full-on gain 	Full-on gain 
Technical information Omnidirectional mode is used unless otherwise stated.		Frequency Response 	Frequency Response 
		— Acoustic input: 60 dB SPL - - - Magnetic input: 31.6 mA/m	— Acoustic input: 60 dB SPL - - - Magnetic input: 31.6 mA/m
OSPL90	Peak	135 dB SPL	127 dB SPL
	1600 Hz	132 dB SPL	125 dB SPL
	HFA-OSPL90	130 dB SPL	122 dB SPL
Full-on gain ¹	Peak	72 dB	64 dB
	1600 Hz	65 dB	57 dB
	HFA-FOG	65 dB	57 dB
Reference test gain		58 dB	46 dB
Frequency range		100-7500 Hz	100-6500 Hz
Telecoil output (1600 Hz)	1 mA/m field	96 dB SPL	-
	10 mA/m field	116 dB SPL	-
	SPLITS L/R	-	105/105 dB SPL
Total harmonic distortion (Input 70 dB SPL)	500 Hz	< 2 %	< 2 %
	800 Hz	< 2 %	< 2 %
	1600 Hz	< 3 %	< 2 %
Equivalent input noise level	Omni	18 dB SPL	18 dB SPL
	Dir	28 dB SPL	29 dB SPL
Battery consumption ²	Typical	1.6 mA	1.7 mA
	Quiescent	1.5 mA	1.5 mA
Battery life, artificial measurement, hours ³		110	105
Expected battery life, hours (battery size 312 - IEC PR41) ⁴		45-65	

1) Measured with the gain control of the hearing aids set to their full-on position minus 20 dB and with an input SPL of 70 dB. This is to obtain a gain response equal to the full-on gain response from e.g. IEC 60118-0:1983+A1:1994 but without influence of feedback.

2) Battery current is measured according to IEC 60118-0:1983/AMD1:1994 §7.11, IEC 60118-0:2015 §7.7 and ANSI S3.22:2014 §6.13 after a settling time of minimum 3 minutes.

3) Based on the standardised battery consumption measurement (e.g. IEC 60118-0:1983/AMD1:1994). The actual battery life depends on battery quality, use pattern, active feature set, hearing loss and sound environment.

4) Real usage battery life is shown as an estimated interval based on mixed use cases with variable amplification settings and variable input levels, incl. direct stereo streaming from a TV (25% of the time) and streaming from a mobile phone (6% of the time).

Headquarters
Oticon A/S
Kongebakken 9
DK-2765 Smørum
Denmark



SBO Hearing A/S
Kongebakken 9
DK-2765 Smørum
Denmark

250062AU / 2022.05.23 / v1