

OTICON | Play PX

Technical data sheet

miniRITE T



60 85 100 105

	Play PX 1	Play PX 2	
Speech Understanding	MoreSound Intelligence™	Level 1	Level 3
	- Environment configuration	5 Options	3 Options
	- Virtual Outer Ear	3 Configurations	1 Configuration
	- Spatial Balancer	100%	60%
	- Neural Noise Suppression, Difficult / Easy	10 dB / 4 dB	6 dB / 0 dB
	- Sound Enhancer	3 Configurations	1 Configuration
	MoreSound Amplifier™	•	•
	Feedback Prevention	MoreSound Optimizer™ & Feedback shield	MoreSound Optimizer™ & Feedback shield
	Spatial Sound™	4 Estimators	2 Estimators
	Soft Speech Booster	•	•
Sound Quality	Frequency lowering	Speech Rescue™	Speech Rescue™
	Clear Dynamics	•	-
	Better-Ear Priority	•	-
	Fitting Bandwidth*	10 kHz	8 kHz
	Bass Boost (streaming)	•	•
Listening Comfort	Processing Channels	64	48
	Transient Noise Management	4 configurations	3 configurations
Optimising Fitting	Wind Noise Management	•	•
	Fitting Bands	24	18
Designed for children	REM Autofit	Verifit®LINK, IMC 2**	Verifit®LINK, IMC 2**
	Paediatric Fitting Mode	•	•
	DSL Fitting Range***	•	•
	Fitting Formulas	DSL v5.0, NAL-NL 1/NAL-NL 2, VAC+	DSL v5.0, NAL-NL 1/NAL-NL 2, VAC+
	LED	•	•
	Biological safe	•	•
	Nano coating	•	•
Colour options	12	12	
Hands-free communication****	•	•	
Direct streaming*****	•	•	
Edumic	•	•	
Oticon ON app	•	•	

* Bandwidth accessible for gain adjustments during fitting
 ** Inter Module Communication 2
 *** Available in this Technical Data sheet and Oticon Play PX Product Guide
 **** Available for Oticon Play PX from FW 1.1 with selected iPhone models
 ***** From compatible iPhone®, iPad®, iPod touch®, and selected Android™ devices

Operating Conditions
 Temperature: +1°C to +40°C (34°F to 104°F)
 Humidity: 5% to 93% relative humidity, non-condensing
 Atmospheric pressure: 700 hPa to 1060 hPa

Storage and transportation conditions
 Temperature and humidity should not exceed the below limits for extended periods during transportation and storage.

Transportation
 Temperature: -25°C to +60°C (-13°F to 140°F)
 Humidity: 5% to 93% relative humidity, non-condensing
 Atmospheric pressure: 700 hPa to 1060 hPa

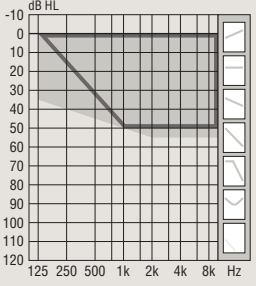

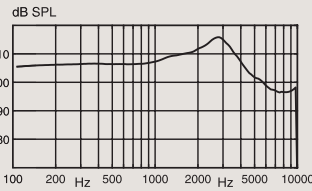
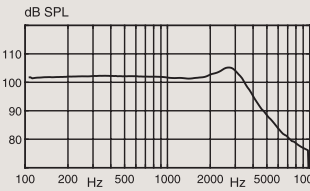
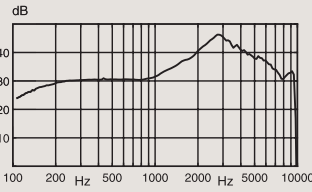
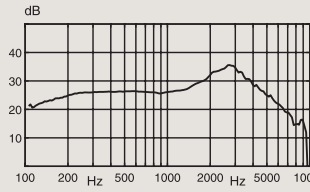
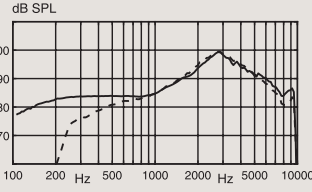
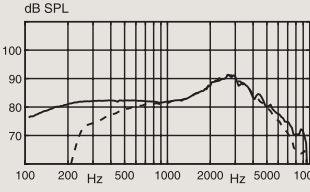
Storage
 Temperature: -25°C to +60°C (-13°F to 140°F)
 Humidity: 5% to 93% relative humidity, non-condensing
 Atmospheric pressure: 700 hPa to 1060 hPa

Apple, the Apple logo, iPhone, iPad, and iPod touch are trademarks of Apple Inc., registered in the U.S. and other countries.



For information on compatibility, please visit www.oticon.com.au/compatibility



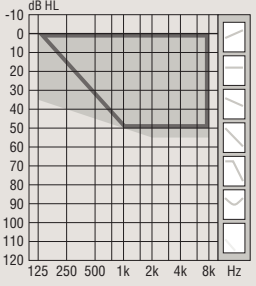

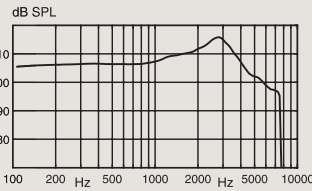
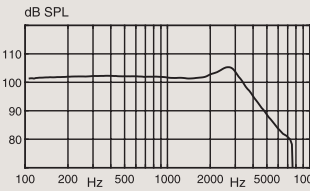
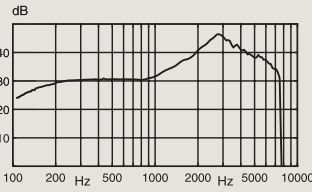
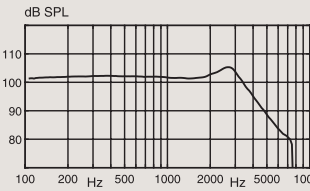
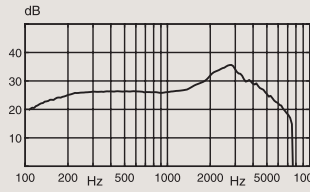
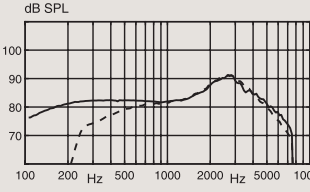
		Ear Simulator Measured according to IEC 60118-0:1983/AMD1:1994, IEC 60118-0:2015, IEC 60118-1:1995+AMD1:1998 CSV and IEC 60318-4:2010	2CC Coupler Measured according to ANSI S3.22-2014, IEC 60118-0:2015 and IEC 60318-5:2006
 <p>DSL Fitting Range</p> <p> <input checked="" type="checkbox"/> Mould, Bass & Power dome <input type="checkbox"/> OpenBass dome </p> <p>Technical information Omnidirectional mode is used unless otherwise stated.</p>		OSPL90 	OSPL90 
		Full-on gain 	Full-on gain 
		Frequency response 	Frequency response 
		— Acoustic input: 60 dB SPL - - - Magnetic input: 31.6 mA/m	
OSPL90	Peak	116 dB SPL	105 dB SPL
	1600 Hz	110 dB SPL	102 dB SPL
	HFA-OSPL90	111 dB SPL	103 dB SPL
Full-on gain ¹	Peak	46 dB	36 dB
	1600 Hz	37 dB	29 dB
	HFA-FOG	38 dB	30 dB
Reference test gain		30 dB	26 dB
Frequency range		100-9600 Hz	100-9400 Hz
Telecoil output (1600 Hz)	1 mA/m field	68 dB SPL	-
	10 mA/m field	88 dB SPL	-
	SPLITS L/R	-	85/85 dB SPL
Total harmonic distortion (Input 70 dB SPL)	500 Hz	<2 %	<2 %
	800 Hz	<3 %	<2 %
	1600 Hz	<2 %	<2 %
Equivalent input noise level	Omni	18 dB SPL	16 dB SPL
	Dir	26 dB SPL	27 dB SPL
Battery consumption ²	Typical	2.3 mA	2.2 mA
	Quiescent	2.2 mA	2.2 mA
Battery life, artificial measurement, hours ³		80	80
Expected battery life, hours (battery size 312 - IEC PR41) ⁴		55-60	

1) Measured with the gain control of the hearing aids set to their full-on position minus 20 dB and with an input SPL of 70 dB. This is to obtain a gain response equal to the full-on gain response from e.g. IEC 60118-0:1983+A1:1994 but without influence of feedback.

2) Battery current is measured according to IEC 60118-0:1983/AMD1:1994 §7.11, IEC 60118-0:2015 §7.7 and ANSI S3.22:2014 §6.13 after a settling time of minimum 3 minutes.

3) Based on the standardised battery consumption measurement (IEC 60118-0:1983/AMD1:1994). The actual battery life depends on battery quality, use pattern, active feature set, hearing loss and sound environment.

4) Real usage battery life is shown as an estimated interval based on mixed use cases with variable amplification settings and variable input levels, incl. direct stereo streaming from a TV (25% of the time) and streaming from a mobile phone (6% of the time).

		Ear Simulator Measured according to IEC 60118-0:1983/AMD1:1994, IEC 60118-0:2015, IEC 60118-1:1995+AMD1:1998 CSV and IEC 60318-4:2010	2CC Coupler Measured according to ANSI S3.22-2014, IEC 60118-0:2015 and IEC 60318-5:2006
 <p>60</p>  <p>DSL Fitting Range</p> <p>■ Mould, Bass & Power dome □ OpenBass dome</p> <p>Technical information Omnidirectional mode is used unless otherwise stated.</p>		<p>OSPL90</p>  <p>Full-on gain</p>  <p>Frequency response</p>  <p>— Acoustic input: 60 dB SPL - - - Magnetic input: 31.6 mA/m</p>	<p>OSPL90</p>  <p>Full-on gain</p>  <p>Frequency response</p> 
	OSPL90	Peak 1600 Hz HFA-OSPL90	116 dB SPL 110 dB SPL 111 dB SPL
Full-on gain ¹	Peak 1600 Hz HFA-FOG	46 dB 37 dB 38 dB	36 dB 29 dB 30 dB
Reference test gain		30 dB	26 dB
Frequency range		100-7500 Hz	100-7500 Hz
Telecoil output (1600 Hz)	1 mA/m field 10 mA/m field SPLITS L/R	68 dB SPL 88 dB SPL -	- - 85/85 dB SPL
Total harmonic distortion (Input 70 dB SPL)	500 Hz 800 Hz 1600 Hz	<2 % <3 % <2 %	<2 % <2 % <2 %
Equivalent input noise level	Omni Dir	18 dB SPL 26 dB SPL	16 dB SPL 27 dB SPL
Battery consumption ²	Typical Quiescent	2.2 mA 2.2 mA	2.2 mA 2.2 mA
Battery life, artificial measurement, hours ³		80	80
Expected battery life, hours (battery size 312 - IEC PR41) ⁴		55-60	

1) Measured with the gain control of the hearing aids set to their full-on position minus 20 dB and with an input SPL of 70 dB. This is to obtain a gain response equal to the full-on gain response from e.g. IEC 60118-0:1983+A1:1994 but without influence of feedback.
 2) Battery current is measured according to IEC 60118-0:1983/AMD1:1994 §7.11, IEC 60118-0:2015 §7.7 and ANSI S3.22:2014 §6.13 after a settling time of minimum 3 minutes.
 3) Based on the standardised battery consumption measurement (IEC 60118-0:1983/AMD1:1994). The actual battery life depends on battery quality, use pattern, active feature set, hearing loss and sound environment.
 4) Real usage battery life is shown as an estimated interval based on mixed use cases with variable amplification settings and variable input levels, incl. direct stereo streaming from a TV (25% of the time) and streaming from a mobile phone (6% of the time).

		Ear Simulator Measured according to IEC 60118-0:1983/AMD1:1994, IEC 60118-0:2015, IEC 60118-1:1995+AMD1:1998 CSV and IEC 60318-4:2010	2CC Coupler Measured according to ANSI S3.22-2014, IEC 60118-0:2015 and IEC 60318-5:2006
<p>DSL Fitting Range</p> <p> <input checked="" type="checkbox"/> Mould, Bass & Power dome <input type="checkbox"/> OpenBass dome </p> <p>Technical information Omnidirectional mode is used unless otherwise stated.</p>		OSPL90 	OSPL90
		Full-on gain 	Full-on gain
	Frequency response <p> — Acoustic input: 60 dB SPL - - - Magnetic input: 31.6 mA/m </p>	Frequency response 	
OSPL90	Peak	127 dB SPL	117 dB SPL
	1600 Hz	121 dB SPL	113 dB SPL
	HFA-OSPL90	122 dB SPL	114 dB SPL
Full-on gain ¹	Peak	66 dB	55 dB
	1600 Hz	53 dB	45 dB
	HFA-FOG	56 dB	48 dB
Reference test gain		46 dB	37 dB
Frequency range		100-9500 Hz	100-8900 Hz
Telecoil output (1600 Hz)	1 mA/m field	84 dB SPL	-
	10 mA/m field	104 dB SPL	-
	SPLITS L/R	-	96/96 dB SPL
Total harmonic distortion (Input 70 dB SPL)	500 Hz	< 2 %	< 2 %
	800 Hz	< 4 %	< 2 %
	1600 Hz	< 5 %	< 2 %
Equivalent input noise level	Omni	21 dB SPL	17 dB SPL
	Dir	29 dB SPL	27 dB SPL
Battery consumption ²	Typical	2.4 mA	2.4 mA
	Quiescent	2.2 mA	2.2 mA
Battery life, artificial measurement, hours ³		75	75
Expected battery life, hours (battery size 312 - IEC PR41) ⁴		50-60	

1) Measured with the gain control of the hearing aids set to their full-on position minus 20 dB and with an input SPL of 70 dB. This is to obtain a gain response equal to the full-on gain response from e.g. IEC 60118-0:1983+A1:1994 but without influence of feedback.

2) Battery current is measured according to IEC 60118-0:1983/AMD1:1994 §7.11, IEC 60118-0:2015 §7.7 and ANSI S3.22:2014 §6.13 after a settling time of minimum 3 minutes.

3) Based on the standardised battery consumption measurement (IEC 60118-0:1983/AMD1:1994). The actual battery life depends on battery quality, use pattern, active feature set, hearing loss and sound environment.

4) Real usage battery life is shown as an estimated interval based on mixed use cases with variable amplification settings and variable input levels, incl. direct stereo streaming from a TV (25% of the time) and streaming from a mobile phone (6% of the time).

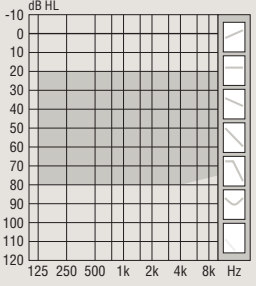

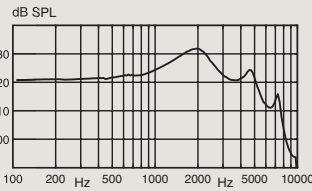
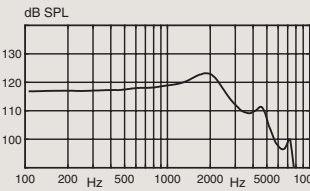
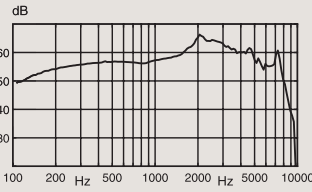
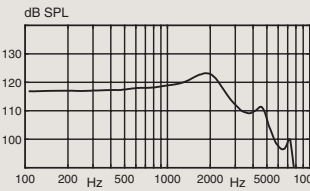
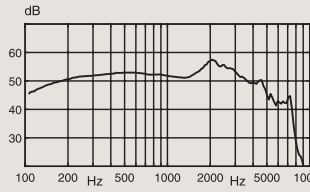
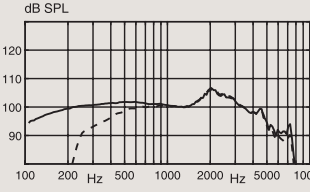
		Ear Simulator Measured according to IEC 60118-0:1983/AMD1:1994, IEC 60118-0:2015, IEC 60118-1:1995+AMD1:1998 CSV and IEC 60318-4:2010	2CC Coupler Measured according to ANSI S3.22-2014, IEC 60118-0:2015 and IEC 60318-5:2006
<p>DSL Fitting Range</p> <p>■ Mould, Bass & Power dome</p> <p>□ OpenBass dome</p>		<p>OSPL90</p>	<p>OSPL90</p>
		<p>Technical information</p> <p>Omnidirectional mode is used unless otherwise stated.</p>	<p>Full-on gain</p>
		<p>Frequency response</p>	<p>Frequency response</p>
OSPL90	Peak	127 dB SPL	117 dB SPL
	1600 Hz	121 dB SPL	113 dB SPL
	HFA-OSPL90	122 dB SPL	114 dB SPL
Full-on gain ¹	Peak	66 dB	55 dB
	1600 Hz	53 dB	45 dB
	HFA-FOG	56 dB	48 dB
Reference test gain		46 dB	37 dB
Frequency range		100-7500 Hz	100-7500 Hz
Telecoil output (1600 Hz)	1 mA/m field	84 dB SPL	-
	10 mA/m field	104 dB SPL	-
	SPLITS L/R	-	96/96 dB SPL
Total harmonic distortion (Input 70 dB SPL)	500 Hz	< 2 %	< 2 %
	800 Hz	< 4 %	< 2 %
	1600 Hz	< 5 %	< 2 %
Equivalent input noise level	Omni	21 dB SPL	17 dB SPL
	Dir	28 dB SPL	27 dB SPL
Battery consumption ²	Typical	2.3 mA	2.4 mA
	Quiescent	2.2 mA	2.2 mA
Battery life, artificial measurement, hours ³		75	75
Expected battery life, hours (battery size 312 - IEC PR41) ⁴		50-60	

1) Measured with the gain control of the hearing aids set to their full-on position minus 20 dB and with an input SPL of 70 dB. This is to obtain a gain response equal to the full-on gain response from e.g. IEC 60118-0:1983+A1:1994 but without influence of feedback.

2) Battery current is measured according to IEC 60118-0:1983/AMD1:1994 §7.11, IEC 60118-0:2015 §7.7 and ANSI S3.22:2014 §6.13 after a settling time of minimum 3 minutes.

3) Based on the standardised battery consumption measurement (IEC 60118-0:1983/AMD1:1994). The actual battery life depends on battery quality, use pattern, active feature set, hearing loss and sound environment.

4) Real usage battery life is shown as an estimated interval based on mixed use cases with variable amplification settings and variable input levels, incl. direct stereo streaming from a TV (25% of the time) and streaming from a mobile phone (6% of the time).

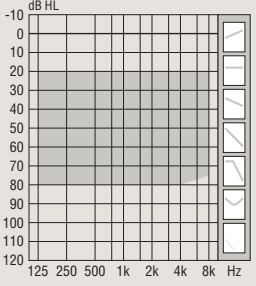
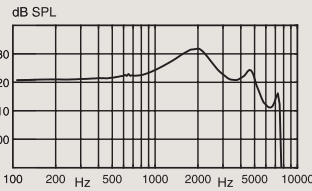
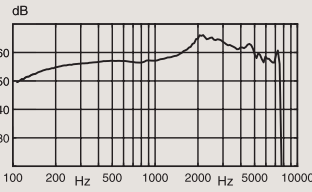
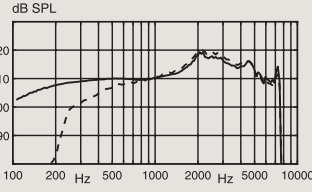
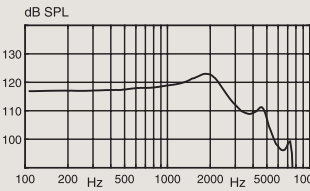
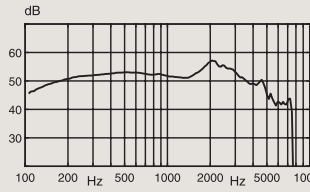
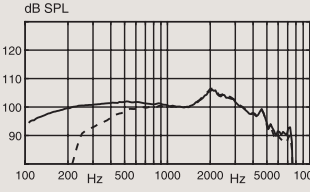
		Ear Simulator Measured according to IEC 60118-0:1983/AMD1:1994, IEC 60118-0:2015, IEC 60118-1:1995+AMD1:1998 CSV and IEC 60318-4:2010	2CC Coupler Measured according to ANSI S3.22-2014, IEC 60118-0:2015 and IEC 60318-5:2006
 <p>DSL Fitting Range</p> <p>Power flex mould, Bass & Power dome</p> <p>Technical information Omnidirectional mode is used unless otherwise stated.</p> <p>Warning to the hearing aid dispenser The maximum output capability of the hearing aid may exceed 132 dB SPL (IEC 711). Special care should be exercised in selecting and fitting the hearing aid, as there may be risk of impairing the remaining hearing of the hearing aid user.</p> <p>— Acoustic input: 60 dB SPL - - - Magnetic input: 31.6 mA/m</p>		<p>OSPL90</p> 	<p>OSPL90</p> 
		<p>Full-on gain</p> 	<p>Full-on gain</p> 
		<p>Frequency response</p> 	<p>Frequency response</p> 
OSPL90	Peak 1600 Hz HFA-OSPL90	132 dB SPL 130 dB SPL 127 dB SPL	123 dB SPL 122 dB SPL 119 dB SPL
Full-on gain ¹	Peak 1600 Hz HFA-FOG	66 dB 60 dB 61 dB	57 dB 53 dB 53 dB
Reference test gain		53 dB	42 dB
Frequency range		100-8900 Hz	100-7500 Hz
Telecoil output (1600 Hz)	1 mA/m field 10 mA/m field SPLITS L/R	91 dB SPL 111 dB SPL -	- - 101/101 dB SPL
Total harmonic distortion (Input 70 dB SPL)	500 Hz 800 Hz 1600 Hz	<9 % <6 % <3 %	<2 % <2 % <2 %
Equivalent input noise level	Omni Dir	17 dB SPL 25 dB SPL	16 dB SPL 28 dB SPL
Battery consumption ²	Typical Quiescent	2.2 mA 2.2 mA	2.4 mA 2.2 mA
Battery life, artificial measurement, hours ³		80	75
Expected battery life, hours (battery size 312 - IEC PR41) ⁴		50-60	

1) Measured with the gain control of the hearing aids set to their full-on position minus 20 dB and with an input SPL of 70 dB. This is to obtain a gain response equal to the full-on gain response from e.g. IEC 60118-0:1983+A1:1994 but without influence of feedback.

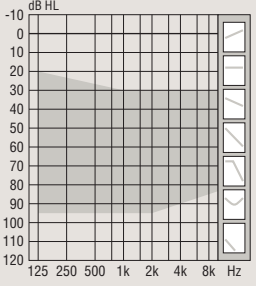

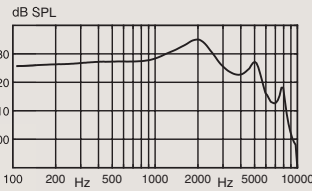
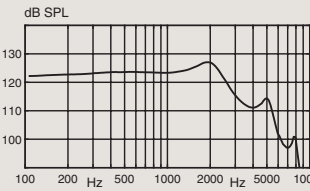
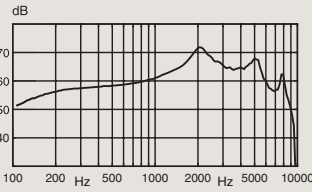
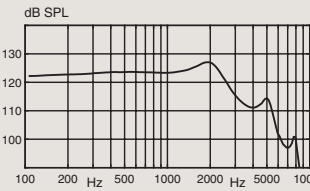
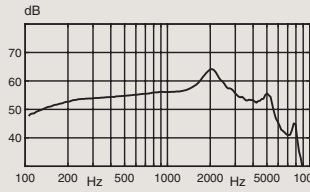
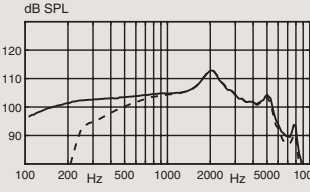
2) Battery current is measured according to IEC 60118-0:1983/AMD1:1994 §7.11, IEC 60118-0:2015 §7.7 and ANSI S3.22:2014 §6.13 after a settling time of minimum 3 minutes.

3) Based on the standardised battery consumption measurement (IEC 60118-0:1983/AMD1:1994). The actual battery life depends on battery quality, use pattern, active feature set, hearing loss and sound environment.

4) Real usage battery life is shown as an estimated interval based on mixed use cases with variable amplification settings and variable input levels, incl. direct stereo streaming from a TV (25% of the time) and streaming from a mobile phone (6% of the time).

		Ear Simulator Measured according to IEC 60118-0:1983/AMD1:1994, IEC 60118-0:2015, IEC 60118-1:1995+AMD1:1998 CSV and IEC 60318-4:2010	2CC Coupler Measured according to ANSI S3.22-2014, IEC 60118-0:2015 and IEC 60318-5:2006
 <p>DSL Fitting Range</p> <p>Power flex mould, Bass & Power dome</p> <p>Technical information Omnidirectional mode is used unless otherwise stated.</p> <p>Warning to the hearing aid dispenser The maximum output capability of the hearing aid may exceed 132 dB SPL (IEC 711). Special care should be exercised in selecting and fitting the hearing aid, as there may be risk of impairing the remaining hearing of the hearing aid user.</p> <p>— Acoustic input: 60 dB SPL - - - Magnetic input: 31.6 mA/m</p>		<p>OSPL90</p>  <p>Full-on gain</p>  <p>Frequency response</p> 	<p>OSPL90</p>  <p>Full-on gain</p>  <p>Frequency response</p> 
OSPL90	Peak 1600 Hz HFA-OSPL90	132 dB SPL 130 dB SPL 127 dB SPL	123 dB SPL 122 dB SPL 119 dB SPL
Full-on gain ¹	Peak 1600 Hz HFA-FOG	66 dB 60 dB 61 dB	57 dB 53 dB 53 dB
Reference test gain		53 dB	42 dB
Frequency range		100-7500 Hz	100-7500 Hz
Telecoil output (1600 Hz)	1 mA/m field 10 mA/m field SPLITS L/R	91 dB SPL 111 dB SPL -	- - 101/101 dB SPL
Total harmonic distortion (Input 70 dB SPL)	500 Hz 800 Hz 1600 Hz	<9 % <6 % <3 %	<2 % <2 % <2 %
Equivalent input noise level	Omni Dir	16 dB SPL 25 dB SPL	16 dB SPL 28 dB SPL
Battery consumption ²	Typical Quiescent	2.2 mA 2.2 mA	2.3 mA 2.2 mA
Battery life, artificial measurement, hours ³		80	75
Expected battery life, hours (battery size 312 - IEC PR41) ⁴		50-60	

1) Measured with the gain control of the hearing aids set to their full-on position minus 20 dB and with an input SPL of 70 dB. This is to obtain a gain response equal to the full-on gain response from e.g. IEC 60118-0:1983+A1:1994 but without influence of feedback.
 2) Battery current is measured according to IEC 60118-0:1983/AMD1:1994 §7.11, IEC 60118-0:2015 §7.7 and ANSI S3.22:2014 §6.13 after a settling time of minimum 3 minutes.
 3) Based on the standardised battery consumption measurement (IEC 60118-0:1983/AMD1:1994). The actual battery life depends on battery quality, use pattern, active feature set, hearing loss and sound environment.
 4) Real usage battery life is shown as an estimated interval based on mixed use cases with variable amplification settings and variable input levels, incl. direct stereo streaming from a TV (25% of the time) and streaming from a mobile phone (6% of the time).


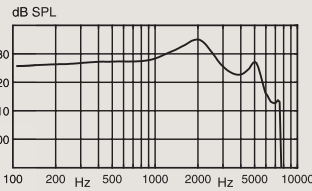
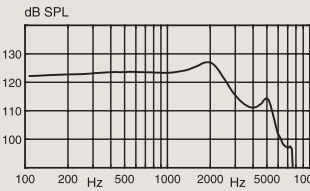
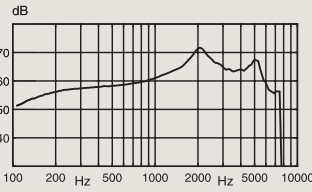
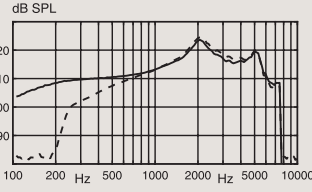
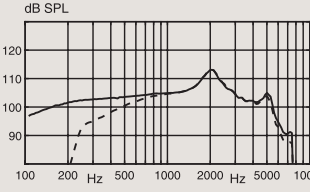
		Ear Simulator Measured according to IEC 60118-0:1983/AMD1:1994, IEC 60118-0:2015, IEC 60118-1:1995+AMD1:1998 CSV and IEC 60318-4:2010	2CC Coupler Measured according to ANSI S3.22-2014, IEC 60118-0:2015 and IEC 60318-5:2006
 <p>105</p>  <p>DSL Fitting Range</p> <p>Power flex mould</p> <p>Technical information Omnidirectional mode is used unless otherwise stated.</p> <p>Warning to the hearing aid dispenser The maximum output capability of the hearing aid may exceed 132 dB SPL (IEC 711). Special care should be exercised in selecting and fitting the hearing aid, as there may be risk of impairing the remaining hearing of the hearing aid user.</p> <p>— Acoustic input: 60 dB SPL - - - Magnetic input: 31.6 mA/m</p>		<p>OSPL90</p>  <p>Full-on gain</p>  <p>Frequency response</p> 	<p>OSPL90</p>  <p>Full-on gain</p>  <p>Frequency response</p> 
OSPL90	Peak 1600 Hz HFA-OSPL90	135 dB SPL 133 dB SPL 131 dB SPL	127 dB SPL 126 dB SPL 123 dB SPL
Full-on gain ¹	Peak 1600 Hz HFA-FOG	72 dB 66 dB 65 dB	64 dB 59 dB 58 dB
Reference test gain		58 dB	47 dB
Frequency range		100-9100 Hz	100-7900 Hz
Telecoil output (1600 Hz)	1 mA/m field 10 mA/m field SPLITS L/R	96 dB SPL 116 dB SPL -	- - 106/106 dB SPL
Total harmonic distortion (Input 70 dB SPL)	500 Hz 800 Hz 1600 Hz	< 4 % < 4 % < 4 %	< 2 % < 2 % < 2 %
Equivalent input noise level	Omni Dir	15 dB SPL 24 dB SPL	16 dB SPL 27 dB SPL
Battery consumption ²	Typical Quiescent	2.3 mA 2.2 mA	2.4 mA 2.2 mA
Battery life, artificial measurement, hours ³		80	75
Expected battery life, hours (battery size 312 - IEC PR41) ⁴		50-60	

1) Measured with the gain control of the hearing aids set to their full-on position minus 20 dB and with an input SPL of 70 dB. This is to obtain a gain response equal to the full-on gain response from e.g. IEC 60118-0:1983+A1:1994 but without influence of feedback.

2) Battery current is measured according to IEC 60118-0:1983/AMD1:1994 §7.11, IEC 60118-0:2015 §7.7 and ANSI S3.22:2014 §6.13 after a settling time of minimum 3 minutes.

3) Based on the standardised battery consumption measurement (IEC 60118-0:1983/AMD1:1994). The actual battery life depends on battery quality, use pattern, active feature set, hearing loss and sound environment.

4) Real usage battery life is shown as an estimated interval based on mixed use cases with variable amplification settings and variable input levels, incl. direct stereo streaming from a TV (25% of the time) and streaming from a mobile phone (6% of the time).

		Ear Simulator Measured according to IEC 60118-0:1983/AMD1:1994, IEC 60118-0:2015, IEC 60118-1:1995+AMD1:1998 CSV and IEC 60318-4:2010	2CC Coupler Measured according to ANSI S3.22-2014, IEC 60118-0:2015 and IEC 60318-5:2006
 <p>105</p> <p>DSL Fitting Range</p> <p>Power flex mould</p>	 <p>OSPL90</p>	 <p>OSPL90</p>	
			 <p>Full-on gain</p>
<p>Technical information Omnidirectional mode is used unless otherwise stated.</p> <p>Warning to the hearing aid dispenser The maximum output capability of the hearing aid may exceed 132 dB SPL (IEC 711). Special care should be exercised in selecting and fitting the hearing aid, as there may be risk of impairing the remaining hearing of the hearing aid user.</p> <p>— Acoustic input: 60 dB SPL - - - Magnetic input: 31.6 mA/m</p>	 <p>Frequency response</p>	 <p>Frequency response</p>	
OSPL90	Peak 1600 Hz HFA-OSPL90	135 dB SPL 133 dB SPL 131 dB SPL	127 dB SPL 126 dB SPL 123 dB SPL
Full-on gain ¹	Peak 1600 Hz HFA-FOG	72 dB 66 dB 65 dB	64 dB 59 dB 58 dB
Reference test gain		58 dB	47 dB
Frequency range		100-7500 Hz	100-7500 Hz
Telecoil output (1600 Hz)	1 mA/m field 10 mA/m field SPLITS L/R	96 dB SPL 116 dB SPL -	- - 106/106 dB SPL
Total harmonic distortion (Input 70 dB SPL)	500 Hz 800 Hz 1600 Hz	< 4 % < 4 % < 4 %	< 2 % < 2 % < 2 %
Equivalent input noise level	Omni Dir	15 dB SPL 24 dB SPL	16 dB SPL 27 dB SPL
Battery consumption ²	Typical Quiescent	2.3 mA 2.2 mA	2.4 mA 2.2 mA
Battery life, artificial measurement, hours ³		80	75
Expected battery life, hours (battery size 312 - IEC PR41) ⁴		50-60	

1) Measured with the gain control of the hearing aids set to their full-on position minus 20 dB and with an input SPL of 70 dB. This is to obtain a gain response equal to the full-on gain response from e.g. IEC 60118-0:1983+A1:1994 but without influence of feedback.
 2) Battery current is measured according to IEC 60118-0:1983/AMD1:1994 §7.11, IEC 60118-0:2015 §7.7 and ANSI S3.22:2014 §6.13 after a settling time of minimum 3 minutes.
 3) Based on the standardised battery consumption measurement (IEC 60118-0:1983/AMD1:1994). The actual battery life depends on battery quality, use pattern, active feature set, hearing loss and sound environment.
 4) Real usage battery life is shown as an estimated interval based on mixed use cases with variable amplification settings and variable input levels, incl. direct stereo streaming from a TV (25% of the time) and streaming from a mobile phone (6% of the time).

Headquarters
Oticon A/S
Kongebakken 9
DK-2765 Smørum
Denmark



SBO Hearing A/S
Kongebakken 9
DK-2765 Smørum
Denmark

244259AU / 2021.12.02 / v1