

OTICON | Real

Technical data sheet

miniBTE T



85

	Real 1	Real 2	Real 3
Speech Understanding	MoreSound Intelligence™ 2.0	Level 1	Level 3
	- Environment configuration	5 Options	5 Options
	- Virtual Outer Ear	3 Configurations	1 Configuration
	- Spatial Balancer	100%	60%
	- Neural Noise Suppression, Difficult / Easy	10 dB / 4 dB	6 dB / 2 dB
	- Sound Enhancer	3 Configurations	2 Configurations
	- Wind & Handling Stabilizer	•	•
	MoreSound Amplifier™ 2.0	•	•
	- SuddenSound Stabilizer	6 Configurations	5 Configurations
	Feedback Prevention	MoreSound Optimizer™ & Feedback shield	MoreSound Optimizer™ & Feedback shield
Spatial Sound™	4 Estimators	2 Estimators	2 Estimators
Soft Speech Booster	•	•	•
Frequency lowering	Speech Rescue™	Speech Rescue™	Speech Rescue™
Sound Quality	Clear Dynamics	•	•
	Better-Ear Priority	•	•
	Fitting Bandwidth ¹	10 kHz	8 kHz
	Bass Boost (streaming)	•	•
	Processing Channels	64	48
Personalisation & Optimising Fitting	Fitting Bands	24	20
	Multiple Directionality options	•	•
	Adaptation Manager	•	•
	Fitting Formulas	VAC+, NAL-NL1/NAL-NL2, DSL 5.0	VAC+, NAL-NL1/NAL-NL2, DSL 5.0
Connecting to the world	Oticon Companion app	•	•
	Hands-free communication ²	•	•
	Direct streaming ³	•	•
	ConnectClip	•	•
	EduMic	•	•
	Remote Control 3.0	•	•
	TV Adapter 3.0	•	•
	Phone Adapter 2.0	•	•
	Tinnitus SoundSupport™	•	•
	CROS/BiCROS support	•	•

1) Bandwidth accessible for gain adjustments during fitting

2) Hands-free communication is available with iPhone 11 or later running iOS 15.2 or later, and iPad running iPadOS 15.2 or later

3) From iPhone, iPad, iPod touch, and selected Android devices with the Audio Streaming for Hearing Aids (ASHA) protocol

Operating Conditions

Temperature: +1°C to +40°C (34°F to 104°F)

Humidity: 5% to 93% relative humidity, non-condensing

Atmospheric pressure: 700 hPa to 1060 hPa

Storage and transportation conditions

Temperature and humidity should not exceed the below limits for extended periods during transportation and storage.

Transportation

Temperature: -25°C to +60°C (-13°F to 140°F)

Humidity: 5% to 93% relative humidity, non-condensing

Atmospheric pressure: 700 hPa to 1060 hPa

Storage

Temperature: -25°C to +60°C (-13°F to 140°F)

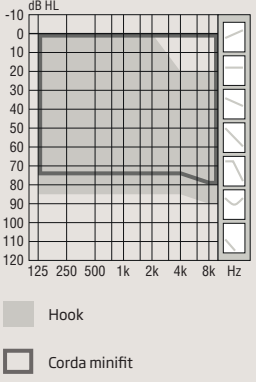

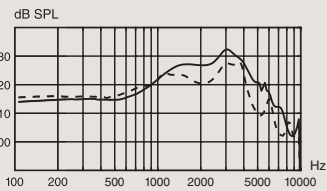
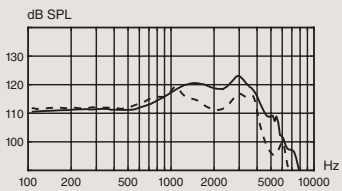
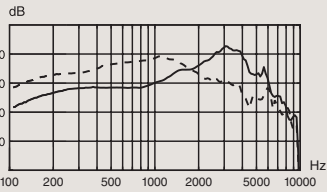
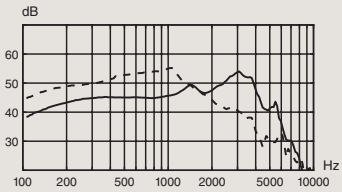
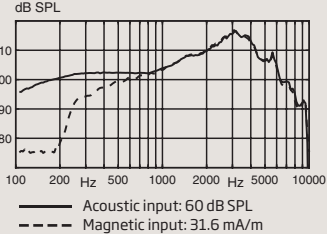
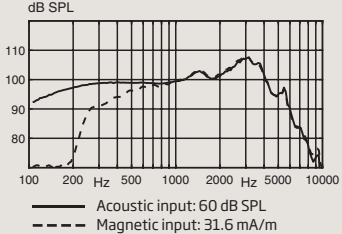
Humidity: 5% to 93% relative humidity, non-condensing

Atmospheric pressure: 700 hPa to 1060 hPa

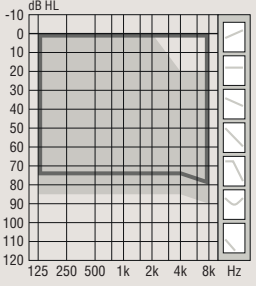

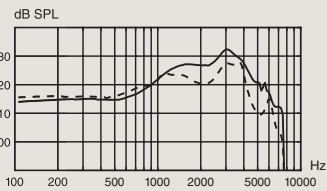
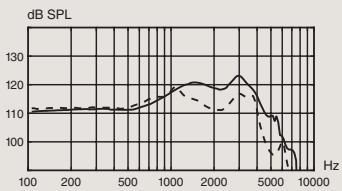
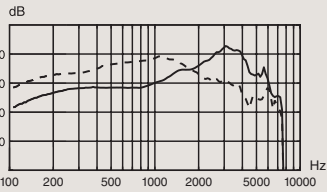
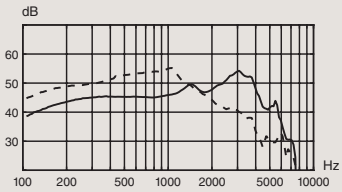
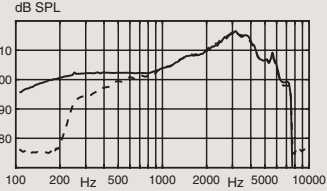
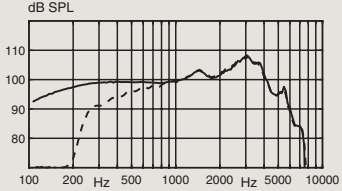
Apple, the Apple logo, iPhone, iPad, and iPod touch are trademarks of Apple Inc., registered in the U.S. and other countries.



For information on compatibility, please visit www.oticon.com.au/compatibility

		Ear Simulator Measured according to IEC 60118-0:1983/AMD1:1994, IEC 60118-0:2015, IEC 60118-1:1995+AMD1:1998 CSV and IEC 60318-4:2010	2CC Coupler Measured according to ANSI S3.22-2014, IEC 60118-0:2015 and IEC 60318-5:2006
			
Technical information Omnidirectional mode is used unless otherwise stated.			
		OSPL90 	OSPL90 
		Full-on gain 	Full-on gain 
		Frequency Response 	Frequency Response 
OSPL90	Peak (dB SPL)	132 (128 ¹)	123 (119 ¹)
	1600 Hz (dB SPL)	127 (123 ¹)	120 (114 ¹)
	HFA-OSPL90 (dB SPL)	126 (122 ¹)	119 (115 ¹)
Full-on gain ²	Peak (dB)	63 (59 ¹)	54 (55 ¹)
	1600 Hz (dB)	55 (56 ¹)	48 (48 ¹)
	HFA-FOG (dB)	55 (55 ¹)	48 (48 ¹)
Reference test gain (dB)		48	42
Frequency range (Hz)		100-9500	100-7300
Telecoil output	1 mA/m field (1600 Hz) (dB SPL)	86	
	10 mA/m field (1600 Hz) (dB SPL)	106	
	HFA SPLITS L/R (dB SPL)		100/100
Total harmonic distortion (Input 70 dB SPL)	500 Hz (%)	< 4	< 4
	800 Hz (%)	< 4	< 3
	1600 Hz (%)	< 2	< 2
Equivalent input noise level	Omni (dB SPL)	18	17
	Dir (dB SPL)	28	29
Battery consumption ³	Typical (mA)	1.9	2.0
	Quiescent (mA)	1.9	1.9
Battery life, artificial measurement, hours ⁴		95	90
Expected battery life, hours (battery size 312 - IEC PR41) ⁵		50-55	

1) For instruments fitted with Corda miniFit Power.
 2) Measured with the gain control of the hearing aids set to their full-on position minus 20 dB and with an input SPL of 70 dB. This is to obtain a gain response equal to the full-on gain response from e.g. IEC 60118-0:1983+A1:1994 but without influence of feedback.
 3) Battery current is measured according to IEC 60118-0:1983/AMD1:1994 §7.11, IEC 60118-0:2015 §7.7 and ANSI S3.22:2014 §6.13 after a settling time of minimum 3 minutes.
 4) Based on the standardised battery consumption measurement (e.g. IEC 60118-0:1983/AMD1:1994). The actual battery life depends on battery quality, use pattern, active feature set, hearing loss and sound environment.
 5) Real usage battery life is shown as an estimated interval based on mixed use cases with variable amplification settings and variable input levels, incl. direct stereo streaming from a TV (25% of the time) and streaming from a mobile phone (6% of the time).

		Ear Simulator Measured according to IEC 60118-0:1983/AMD1:1994, IEC 60118-0:2015, IEC 60118-1:1995+AMD1:1998 CSV and IEC 60318-4:2010	2CC Coupler Measured according to ANSI S3.22-2014, IEC 60118-0:2015 and IEC 60318-5:2006
		OSPL90 	OSPL90 
		Full-on gain 	Full-on gain 
		Frequency Response 	Frequency Response 
OSPL90	Peak (dB SPL)	132 (128 ¹)	123 (119 ¹)
	1600 Hz (dB SPL)	127 (123 ¹)	121 (114 ¹)
	HFA-OSPL90 (dB SPL)	126 (122 ¹)	119 (115 ¹)
Full-on gain ²	Peak (dB)	63 (59 ¹)	54 (55 ¹)
	1600 Hz (dB)	55 (56 ¹)	48 (48 ¹)
	HFA-FOG (dB)	55 (55 ¹)	48 (48 ¹)
Reference test gain (dB)		48	42
Frequency range (Hz)		100-7500	100-7300
Telecoil output	1 mA/m field (1600 Hz) (dB SPL)	86	
	10 mA/m field (1600 Hz) (dB SPL)	106	
	HFA SPLITS L/R (dB SPL)		100/100
Total harmonic distortion (Input 70 dB SPL)	500 Hz (%)	< 4	< 4
	800 Hz (%)	< 4	< 3
	1600 Hz (%)	< 2	< 2
Equivalent input noise level	Omni (dB SPL)	18	17
	Dir (dB SPL)	28	29
Battery consumption ³	Typical (mA)	1.9	2.0
	Quiescent (mA)	1.9	1.9
Battery life, artificial measurement, hours ⁴		95	90
Expected battery life, hours (battery size 312 - IEC PR41) ⁵		50-55	

1) For instruments fitted with Corda miniFit Power.
 2) Measured with the gain control of the hearing aids set to their full-on position minus 20 dB and with an input SPL of 70 dB. This is to obtain a gain response equal to the full-on gain response from e.g. IEC 60118-0:1983+A1:1994 but without influence of feedback.
 3) Battery current is measured according to IEC 60118-0:1983/AMD1:1994 §7.11, IEC 60118-0:2015 §7.7 and ANSI S3.22:2014 §6.13 after a settling time of minimum 3 minutes.
 4) Based on the standardised battery consumption measurement (e.g. IEC 60118-0:1983/AMD1:1994). The actual battery life depends on battery quality, use pattern, active feature set, hearing loss and sound environment.
 5) Real usage battery life is shown as an estimated interval based on mixed use cases with variable amplification settings and variable input levels, incl. direct stereo streaming from a TV (25% of the time) and streaming from a mobile phone (6% of the time).

Headquarters
Oticon A/S
Kongebakken 9
DK-2765 Smørum
Denmark



SBO Hearing A/S
Kongebakken 9
DK-2765 Smørum
Denmark