

# OTICON | Real

## Technical data sheet

### miniRITE T



60 85 100 105

	Real 1	Real 2	Real 3
<b>Speech understanding</b>	MoreSound Intelligence™ 2.0	Level 1	Level 2
	- Environment configuration	5 options	5 options
	- Virtual Outer Ear	3 configurations	1 configuration
	- Spatial Balancer	100%	60%
	- Neural Noise Suppression, Difficult / Easy	10 dB / 4 dB	6 dB / 2 dB
	- Sound Enhancer	3 configurations	2 configurations
	- Wind & Handling Stabilizer	•	•
	MoreSound Amplifier™ 2.0	•	•
	- SuddenSound Stabilizer	6 configurations	5 configurations
	Feedback Prevention	MoreSound Optimizer™ & Feedback shield	MoreSound Optimizer™ & Feedback shield
Spatial Sound™	4 Estimators	2 Estimators	
Soft Speech Booster	•	•	
Frequency lowering	Speech Rescue™	Speech Rescue™	
<b>Sound quality</b>	Clear Dynamics	•	-
	Better-Ear Priority	•	-
	Fitting Bandwidth <sup>1</sup>	10 kHz	8 kHz
	Bass Boost (streaming)	•	•
	Processing Channels	64	48
<b>Personalisation &amp; Optimising fitting</b>	Fitting Bands	24	20
	Multiple Directionality options	•	•
	Adaptation Management	•	•
	Fitting Formulas	VAC+, NAL-NL1/ NAL-NL2, DSL v5	VAC+, NAL-NL1/ NAL-NL2, DSL v5
<b>Connecting to the world</b>	Oticon Companion app	•	•
	Hands-free communication <sup>2</sup>	•	•
	Direct streaming <sup>3</sup>	•	•
	ConnectClip	•	•
	EduMic	•	•
	Remote Control 3.0	•	•
	TV Adapter 3.0	•	•
	Phone Adapter 2.0	•	•
	Tinnitus SoundSupport™	•	•
	CROS/BiCROS support	•	•

1) Bandwidth accessible for gain adjustments during fitting

2) Hands-free communication is available with iPhone 11 or later running iOS 15.2 or later, and iPad running iPadOS 15.2 or later

3) From iPhone, iPad, iPod touch, and selected Android devices with the Audio Streaming for Hearing Aids (ASHA) protocol

#### Operating conditions

Temperature: +1°C to +40°C (34°F to 104°F)  
Humidity: 5% to 93% relative humidity, non-condensing  
Atmospheric pressure: 700 hPa to 1060 hPa

#### Storage and transportation conditions

Temperature and humidity shall not exceed the below limits for extended periods during transportation and storage.

#### Transportation

Temperature: -25°C to +60°C (-13°F to 140°F)  
Humidity: 5% to 93% relative humidity, non-condensing  
Atmospheric pressure: 700 hPa to 1060 hPa

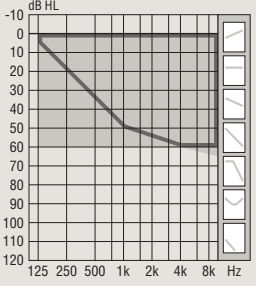

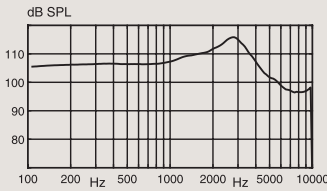
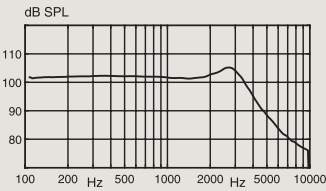
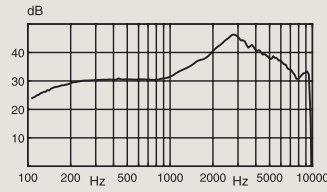
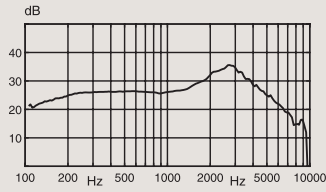
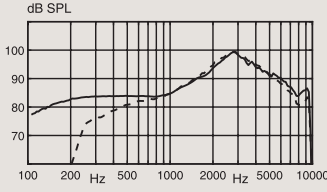
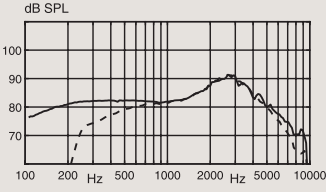
#### Storage

Temperature: -25°C to +60°C (-13°F to 140°F)  
Humidity: 5% to 93% relative humidity, non-condensing  
Atmospheric pressure: 700 hPa to 1060 hPa

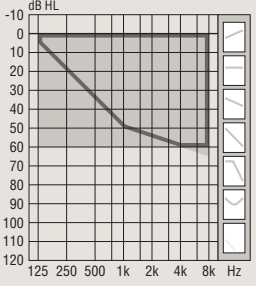

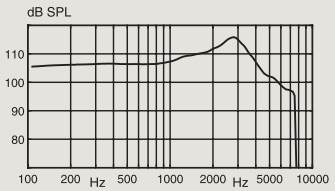
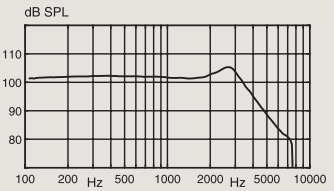
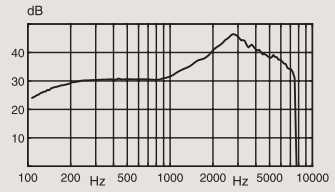
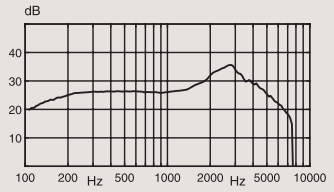
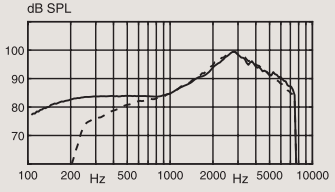
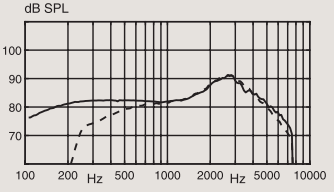
Apple, the Apple logo, iPhone, iPad, and iPod touch are trademarks of Apple Inc., registered in the U.S. and other countries.



For information on compatibility, please visit [www.oticon.com.au/compatibility](http://www.oticon.com.au/compatibility)

		<b>Ear Simulator</b> Measured according to IEC 60118-0:1983/AMD1:1994, IEC 60118-0:2015, IEC 60118-1:1995+AMD1:1998 CSV and IEC 60318-4:2010	<b>2CC Coupler</b> Measured according to ANSI S3.22-2014, IEC 60118-0:2015 and IEC 60318-5:2006
 Mould, Bass & Power dome OpenBass dome		<b>OSPL90</b> 	<b>OSPL90</b> 
		<b>Full-on gain</b> 	<b>Full-on gain</b> 
	<b>Frequency response</b> 	<b>Frequency response</b> 	
	— Acoustic input: 60 dB SPL - - - Magnetic input: 31.6 mA/m		
OSPL90	Peak (dB SPL)	116	105
	1600 Hz (dB SPL)	110	102
	HFA-OSPL90 (dB SPL)	111	103
Full-on gain <sup>1</sup>	Peak (dB)	46	36
	1600 Hz (dB)	37	29
	HFA-FOG (dB)	38	30
Reference test gain (dB)		30	26
Frequency range (Hz)		100-9600	100-9400
Telecoil output	1 mA/m field (1600 Hz) (dB SPL)	68	-
	10 mA/m field (1600 Hz) (dB SPL)	88	-
	HFA SPLITS L/R (dB SPL)	-	85/85
Total harmonic distortion (Input 70 dB SPL)	500 Hz (%)	<2	<2
	800 Hz (%)	<3	<2
	1600 Hz (%)	<2	<2
Equivalent input noise level	Omni (dB SPL)	18	16
	Dir (dB SPL)	26	27
Battery consumption <sup>2</sup>	Typical (mA)	2.3	2.2
	Quiescent (mA)	2.2	2.2
Battery life, artificial measurement, hours <sup>3</sup>		80	80
Expected battery life, hours (battery size 312 - IEC PR41) <sup>4</sup>		55-60	

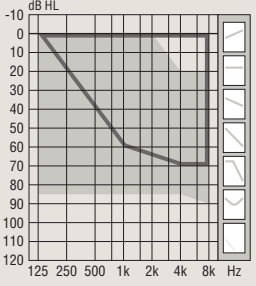

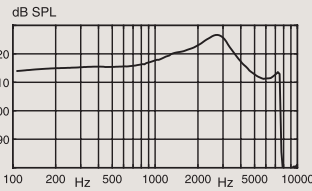
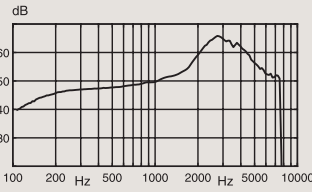
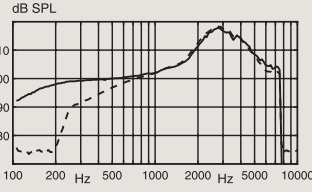
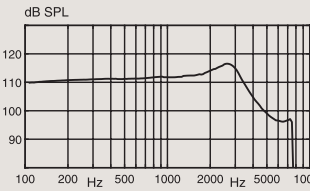
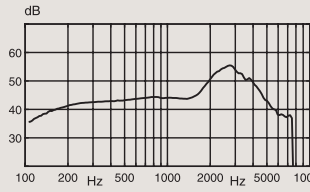
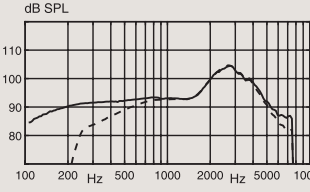
1) Measured with the gain control of the hearing aids set to their full-on position minus 20 dB and with an input SPL of 70 dB. This is to obtain a gain response equal to the full-on gain response from e.g. IEC 60118-0:1983+A1:1994 but without influence of feedback.  
 2) Battery current is measured according to IEC 60118-0:1983/AMD1:1994 §7.11, IEC 60118-0:2015 §7.7 and ANSI S3.22:2014 §6.13 after a settling time of minimum 3 minutes.  
 3) Based on the standardised battery consumption measurement (e.g. IEC 60118-0:1983/AMD1:1994). The actual battery life depends on battery quality, use pattern, active feature set, hearing loss and sound environment.  
 4) Real usage battery life is shown as an estimated interval based on mixed use cases with variable amplification settings and variable input levels, incl. direct stereo streaming from a TV (25% of the time) and streaming from a mobile phone (6% of the time).

		Ear Simulator Measured according to IEC 60118-0:1983/AMD1:1994, IEC 60118-0:2015, IEC 60118-1:1995+AMD1:1998 CSV and IEC 60318-4:2010	2CC Coupler Measured according to ANSI S3.22-2014, IEC 60118-0:2015 and IEC 60318-5:2006
  Mould, Bass & Power dome OpenBass dome	<b>Technical information</b> Omnidirectional mode is used unless otherwise stated.	<b>OSPL90</b> 	<b>OSPL90</b> 
		<b>Full-on gain</b> 	<b>Full-on gain</b> 
		<b>Frequency response</b>  — Acoustic input: 60 dB SPL - - - Magnetic input: 31.6 mA/m	<b>Frequency response</b> 
OSPL90	Peak (dB SPL)	116	105
	1600 Hz (dB SPL)	110	102
	HFA-OSPL90 (dB SPL)	111	103
Full-on gain <sup>1</sup>	Peak (dB)	46	36
	1600 Hz (dB)	37	29
	HFA-FOG (dB)	38	30
Reference test gain (dB)		30	26
Frequency range (Hz)		100-7500	100-7500
Telecoil output	1 mA/m field (1600 Hz) (dB SPL)	68	-
	10 mA/m field (1600 Hz) (dB SPL)	88	-
	HFA SPLITS L/R (dB SPL)	-	85/85
Total harmonic distortion (Input 70 dB SPL)	500 Hz (%)	<2	<2
	800 Hz (%)	<3	<2
	1600 Hz (%)	<2	<2
Equivalent input noise level	Omni (dB SPL)	18	16
	Dir (dB SPL)	26	27
Battery consumption <sup>2</sup>	Typical (mA)	2.2	2.2
	Quiescent (mA)	2.2	2.2
Battery life, artificial measurement, hours <sup>3</sup>		80	80
Expected battery life, hours (battery size 312 - IEC PR41) <sup>4</sup>		55-60	


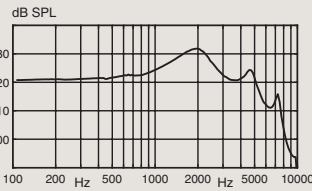
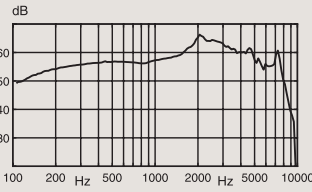
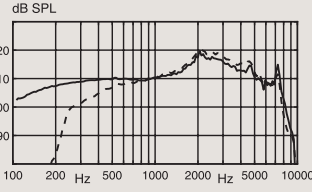
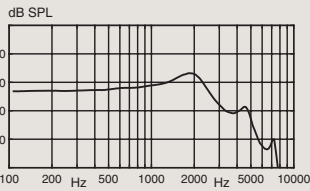
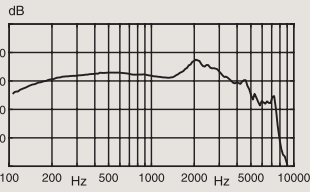
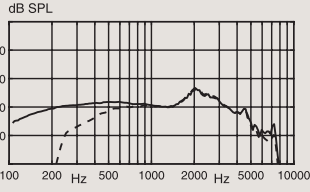
1) Measured with the gain control of the hearing aids set to their full-on position minus 20 dB and with an input SPL of 70 dB. This is to obtain a gain response equal to the full-on gain response from e.g. IEC 60118-0:1983+A1:1994 but without influence of feedback.  
 2) Battery current is measured according to IEC 60118-0:1983/AMD1:1994 §7.11, IEC 60118-0:2015 §7.7 and ANSI S3.22:2014 §6.13 after a settling time of minimum 3 minutes.  
 3) Based on the standardised battery consumption measurement (e.g. IEC 60118-0:1983/AMD1:1994). The actual battery life depends on battery quality, use pattern, active feature set, hearing loss and sound environment.  
 4) Real usage battery life is shown as an estimated interval based on mixed use cases with variable amplification settings and variable input levels, incl. direct stereo streaming from a TV (25% of the time) and streaming from a mobile phone (6% of the time).

		Ear Simulator Measured according to IEC 60118-0:1983/AMD1:1994, IEC 60118-0:2015, IEC 60118-1:1995+AMD1:1998 CSV and IEC 60318-4:2010	2CC Coupler Measured according to ANSI S3.22-2014, IEC 60118-0:2015 and IEC 60318-5:2006
<p><b>85</b></p> <p>Technical information Omnidirectional mode is used unless otherwise stated.</p>		<p><b>OSPL90</b></p>	<p><b>OSPL90</b></p>
		<p><b>Full-on gain</b></p>	<p><b>Full-on gain</b></p>
	<p><b>Frequency response</b></p>	<p><b>Frequency response</b></p>	
	<p>— Acoustic input: 60 dB SPL - - - Magnetic input: 31.6 mA/m</p>		
	<p>Peak (dB SPL)</p>	127	117
OSPL90	1600 Hz (dB SPL)	121	113
	HFA-OSPL90 (dB SPL)	122	114
	Peak (dB)	66	55
Full-on gain <sup>1</sup>	1600 Hz (dB)	53	45
	HFA-FOG (dB)	56	48
Reference test gain (dB)		46	37
Frequency range (Hz)		100-9500	100-8900
	1 mA/m field (1600 Hz) (dB SPL)	84	-
Telecoil output	10 mA/m field (1600 Hz) (dB SPL)	104	-
	HFA SPLITS L/R (dB SPL)	-	96/96
	500 Hz (%)	<2	<2
Total harmonic distortion (Input 70 dB SPL)	800 Hz (%)	<4	<2
	1600 Hz (%)	<5	<2
	Omni (dB SPL)	21	17
Equivalent input noise level	Dir (dB SPL)	29	27
	Typical (mA)	2.4	2.4
Battery consumption <sup>2</sup>	Quiescent (mA)	2.2	2.2
Battery life, artificial measurement, hours <sup>3</sup>		75	75
Expected battery life, hours (battery size 312 - IEC PR41) <sup>4</sup>		50-60	

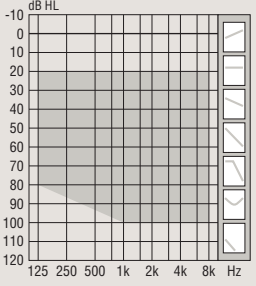
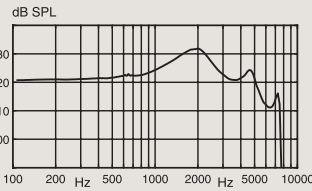
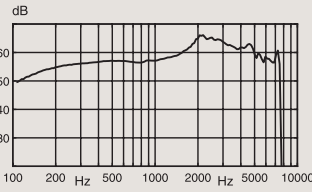
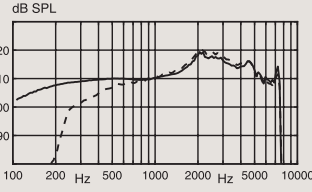
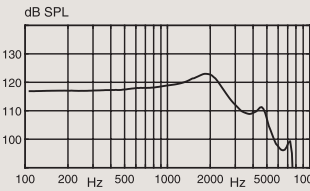
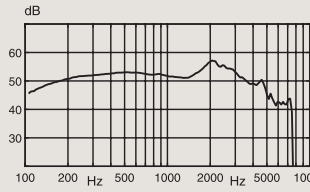
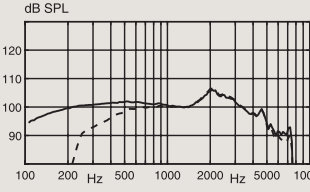
1) Measured with the gain control of the hearing aids set to their full-on position minus 20 dB and with an input SPL of 70 dB. This is to obtain a gain response equal to the full-on gain response from e.g. IEC 60118-0:1983+A1:1994 but without influence of feedback.  
 2) Battery current is measured according to IEC 60118-0:1983/AMD1:1994 §7.11, IEC 60118-0:2015 §7.7 and ANSI S3.22:2014 §6.13 after a settling time of minimum 3 minutes.  
 3) Based on the standardised battery consumption measurement (e.g. IEC 60118-0:1983/AMD1:1994). The actual battery life depends on battery quality, use pattern, active feature set, hearing loss and sound environment.  
 4) Real usage battery life is shown as an estimated interval based on mixed use cases with variable amplification settings and variable input levels, incl. direct stereo streaming from a TV (25% of the time) and streaming from a mobile phone (6% of the time).

		Ear Simulator Measured according to IEC 60118-0:1983/AMD1:1994, IEC 60118-0:2015, IEC 60118-1:1995+AMD1:1998 CSV and IEC 60318-4:2010	2CC Coupler Measured according to ANSI S3.22-2014, IEC 60118-0:2015 and IEC 60318-5:2006
  <b>85</b>		<b>OSPL90</b>  <b>Full-on gain</b>  <b>Frequency response</b> 	<b>OSPL90</b>  <b>Full-on gain</b>  <b>Frequency response</b> 
		<p>— Acoustic input: 60 dB SPL            - - - Magnetic input: 31.6 mA/m</p>	
OSPL90	Peak (dB SPL)	127	117
	1600 Hz (dB SPL)	121	113
	HFA-OSPL90 (dB SPL)	122	114
Full-on gain <sup>1</sup>	Peak (dB)	66	55
	1600 Hz (dB)	53	45
	HFA-FOG (dB)	56	48
Reference test gain (dB)		46	37
Frequency range (Hz)		100-7500	100-7500
Telecoil output	1 mA/m field (1600 Hz) (dB SPL)	84	-
	10 mA/m field (1600 Hz) (dB SPL)	104	-
	HFA SPLITS L/R (dB SPL)	-	96/96
Total harmonic distortion (Input 70 dB SPL)	500 Hz (%)	<2	<2
	800 Hz (%)	<4	<2
	1600 Hz (%)	<5	<2
Equivalent input noise level	Omni (dB SPL)	21	17
	Dir (dB SPL)	28	27
Battery consumption <sup>2</sup>	Typical (mA)	2.3	2.4
	Quiescent (mA)	2.2	2.2
Battery life, artificial measurement, hours <sup>3</sup>		75	75
Expected battery life, hours (battery size 312 - IEC PR41) <sup>4</sup>		50-60	


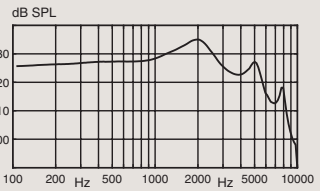
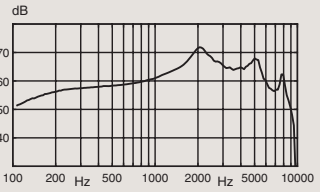
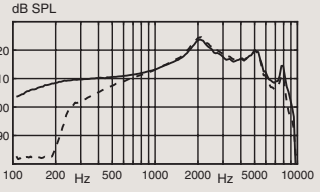
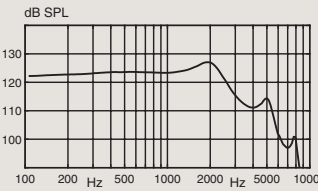
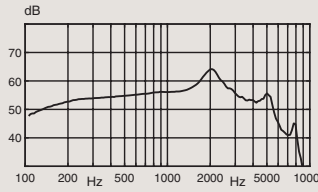
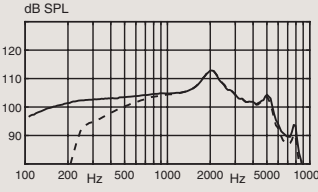
1) Measured with the gain control of the hearing aids set to their full-on position minus 20 dB and with an input SPL of 70 dB. This is to obtain a gain response equal to the full-on gain response from e.g. IEC 60118-0:1983+A1:1994 but without influence of feedback.  
 2) Battery current is measured according to IEC 60118-0:1983/AMD1:1994 §7.11, IEC 60118-0:2015 §7.7 and ANSI S3.22:2014 §6.13 after a settling time of minimum 3 minutes.  
 3) Based on the standardised battery consumption measurement (e.g. IEC 60118-0:1983/AMD1:1994). The actual battery life depends on battery quality, use pattern, active feature set, hearing loss and sound environment.  
 4) Real usage battery life is shown as an estimated interval based on mixed use cases with variable amplification settings and variable input levels, incl. direct stereo streaming from a TV (25% of the time) and streaming from a mobile phone (6% of the time).

		Ear Simulator Measured according to IEC 60118-0:1983/AMD1:1994, IEC 60118-0:2015, IEC 60118-1:1995+AMD1:1998 CSV and IEC 60318-4:2010	2CC Coupler Measured according to ANSI S3.22-2014, IEC 60118-0:2015 and IEC 60318-5:2006	
 <p>100</p> <p>Power flex mould, Bass &amp; Power dome</p> <p><b>Technical information</b> Omnidirectional mode is used unless otherwise stated.</p> <p><b>Warning to the hearing aid dispenser</b> The maximum output capability of the hearing aid may exceed 132 dB SPL (IEC 711). Special care should be exercised in selecting and fitting the hearing aid, as there may be risk of impairing the remaining hearing of the hearing aid user.</p> <p>— Acoustic input: 60 dB SPL - - - Magnetic input: 31.6 mA/m</p>		<p><b>OSPL90</b></p>  <p><b>Full-on gain</b></p>  <p><b>Frequency response</b></p> 	<p><b>OSPL90</b></p>  <p><b>Full-on gain</b></p>  <p><b>Frequency response</b></p> 	
		Peak (dB SPL)	132	123
	OSPL90	1600 Hz (dB SPL)	130	122
		HFA-OSPL90 (dB SPL)	127	119
	Peak (dB)	66	57	
Full-on gain <sup>1</sup>	1600 Hz (dB)	60	53	
	HFA-FOG (dB)	61	53	
Reference test gain (dB)		53	42	
Frequency range (Hz)		100-8900	100-7500	
	1 mA/m field (1600 Hz) (dB SPL)	91	-	
Telecoil output	10 mA/m field (1600 Hz) (dB SPL)	111	-	
	HFA SPLITS L/R (dB SPL)	-	101/101	
	500 Hz (%)	<9	<2	
Total harmonic distortion (Input 70 dB SPL)	800 Hz (%)	<6	<2	
	1600 Hz (%)	<3	<2	
	Omni (dB SPL)	17	16	
Equivalent input noise level	Dir (dB SPL)	25	28	
	Typical (mA)	2.2	2.4	
Battery consumption <sup>2</sup>	Quiescent (mA)	2.2	2.2	
Battery life, artificial measurement, hours <sup>3</sup>		80	75	
Expected battery life, hours (battery size 312 - IEC PR41) <sup>4</sup>		50-60		

1) Measured with the gain control of the hearing aids set to their full-on position minus 20 dB and with an input SPL of 70 dB. This is to obtain a gain response equal to the full-on gain response from e.g. IEC 60118-0:1983+A1:1994 but without influence of feedback.  
 2) Battery current is measured according to IEC 60118-0:1983/AMD1:1994 §7.11, IEC 60118-0:2015 §7.7 and ANSI S3.22:2014 §6.13 after a settling time of minimum 3 minutes.  
 3) Based on the standardised battery consumption measurement (e.g. IEC 60118-0:1983/AMD1:1994). The actual battery life depends on battery quality, use pattern, active feature set, hearing loss and sound environment.  
 4) Real usage battery life is shown as an estimated interval based on mixed use cases with variable amplification settings and variable input levels, incl. direct stereo streaming from a TV (25% of the time) and streaming from a mobile phone (6% of the time).

		Ear Simulator Measured according to IEC 60118-0:1983/AMD1:1994, IEC 60118-0:2015, IEC 60118-1:1995+AMD1:1998 CSV and IEC 60318-4:2010	2CC Coupler Measured according to ANSI S3.22-2014, IEC 60118-0:2015 and IEC 60318-5:2006	
 <p>Power flex mould, Bass &amp; Power dome</p> <p><b>Technical information</b> Omnidirectional mode is used unless otherwise stated.</p> <p><b>Warning to the hearing aid dispenser</b> The maximum output capability of the hearing aid may exceed 132 dB SPL (IEC 711). Special care should be exercised in selecting and fitting the hearing aid, as there may be risk of impairing the remaining hearing of the hearing aid user.</p> <p>— Acoustic input: 60 dB SPL - - - Magnetic input: 31.6 mA/m</p>		<p><b>OSPL90</b></p>  <p><b>Full-on gain</b></p>  <p><b>Frequency response</b></p> 	<p><b>OSPL90</b></p>  <p><b>Full-on gain</b></p>  <p><b>Frequency response</b></p> 	
	OSPL90	Peak (dB SPL)	132	123
		1600 Hz (dB SPL)	130	122
		HFA-OSPL90 (dB SPL)	127	119
Full-on gain <sup>1</sup>	Peak (dB)	66	57	
	1600 Hz (dB)	60	53	
	HFA-FOG (dB)	61	53	
Reference test gain (dB)		53	42	
Frequency range (Hz)		100-7500	100-7500	
Telecoil output	1 mA/m field (1600 Hz) (dB SPL)	91	-	
	10 mA/m field (1600 Hz) (dB SPL)	111	-	
	HFA SPLITS L/R (dB SPL)	-	101/101	
Total harmonic distortion (Input 70 dB SPL)	500 Hz (%)	<9	<2	
	800 Hz (%)	<6	<2	
	1600 Hz (%)	<3	<2	
Equivalent input noise level	Omni (dB SPL)	16	16	
	Dir (dB SPL)	25	28	
Battery consumption <sup>2</sup>	Typical (mA)	2.2	2.3	
	Quiescent (mA)	2.2	2.2	
Battery life, artificial measurement, hours <sup>3</sup>		80	75	
Expected battery life, hours (battery size 312 - IEC PR41) <sup>4</sup>		50-60		

1) Measured with the gain control of the hearing aids set to their full-on position minus 20 dB and with an input SPL of 70 dB. This is to obtain a gain response equal to the full-on gain response from e.g. IEC 60118-0:1983+A1:1994 but without influence of feedback.  
 2) Battery current is measured according to IEC 60118-0:1983/AMD1:1994 §7.11, IEC 60118-0:2015 §7.7 and ANSI S3.22:2014 §6.13 after a settling time of minimum 3 minutes.  
 3) Based on the standardised battery consumption measurement (e.g. IEC 60118-0:1983/AMD1:1994). The actual battery life depends on battery quality, use pattern, active feature set, hearing loss and sound environment.  
 4) Real usage battery life is shown as an estimated interval based on mixed use cases with variable amplification settings and variable input levels, incl. direct stereo streaming from a TV (25% of the time) and streaming from a mobile phone (6% of the time).

		Ear Simulator Measured according to IEC 60118-0:1983/AMD1:1994, IEC 60118-0:2015, IEC 60118-1:1995+AMD1:1998 CSV and IEC 60318-4:2010	2CC Coupler Measured according to ANSI S3.22-2014, IEC 60118-0:2015 and IEC 60318-5:2006	
 <p><b>105</b></p> <p>Power flex mould</p> <p><b>Technical information</b> Omnidirectional mode is used unless otherwise stated.</p> <p><b>Warning to the hearing aid dispenser</b> The maximum output capability of the hearing aid may exceed 132 dB SPL (IEC 711). Special care should be exercised in selecting and fitting the hearing aid, as there may be risk of impairing the remaining hearing of the hearing aid user.</p> <p>— Acoustic input: 60 dB SPL - - - Magnetic input: 31.6 mA/m</p>		<p><b>OSPL90</b></p>  <p><b>Full-on gain</b></p>  <p><b>Frequency response</b></p> 	<p><b>OSPL90</b></p>  <p><b>Full-on gain</b></p>  <p><b>Frequency response</b></p> 	
	OSPL90	Peak (dB SPL)	135	127
		1600 Hz (dB SPL)	133	126
		HFA-OSPL90 (dB SPL)	131	123
Full-on gain <sup>1</sup>	Peak (dB)	72	64	
	1600 Hz (dB)	66	59	
	HFA-FOG (dB)	65	58	
Reference test gain (dB)		58	47	
Frequency range (Hz)		100-9100	100-7900	
Telecoil output	1 mA/m field (1600 Hz) (dB SPL)	96	-	
	10 mA/m field (1600 Hz) (dB SPL)	116	-	
	HFA SPLITS L/R (dB SPL)	-	106/106	
Total harmonic distortion (Input 70 dB SPL)	500 Hz (%)	<4	<2	
	800 Hz (%)	<4	<2	
	1600 Hz (%)	<4	<2	
Equivalent input noise level	Omni (dB SPL)	15	16	
	Dir (dB SPL)	24	27	
Battery consumption <sup>2</sup>	Typical (mA)	2.3	2.4	
	Quiescent (mA)	2.2	2.2	
Battery life, artificial measurement, hours <sup>3</sup>		80	75	
Expected battery life, hours (battery size 312 - IEC PR41) <sup>4</sup>		50-60		


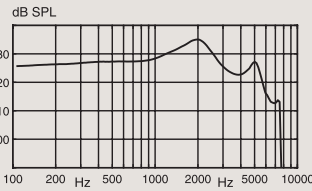
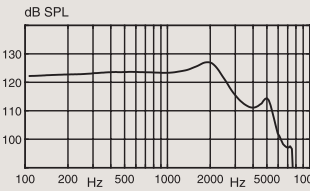
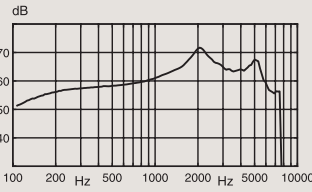
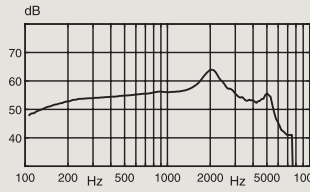
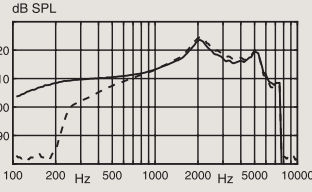
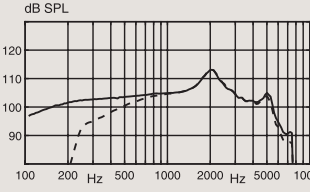
1) Measured with the gain control of the hearing aids set to their full-on position minus 20 dB and with an input SPL of 70 dB. This is to obtain a gain response equal to the full-on gain response from e.g. IEC 60118-0:1983+A1:1994 but without influence of feedback.

2) Battery current is measured according to IEC 60118-0:1983/AMD1:1994 §7.11, IEC 60118-0:2015 §7.7 and ANSI S3.22:2014 §6.13 after a settling time of minimum 3 minutes.

3) Based on the standardised battery consumption measurement (e.g. IEC 60118-0:1983/AMD1:1994). The actual battery life depends on battery quality, use pattern, active feature set, hearing loss and sound environment.

4) Real usage battery life is shown as an estimated interval based on mixed use cases with variable amplification settings and variable input levels, incl. direct stereo streaming from a TV (25% of the time) and streaming from a mobile phone (6% of the time).



		<b>Ear Simulator</b> Measured according to IEC 60118-0:1983/AMD1:1994, IEC 60118-0:2015, IEC 60118-1:1995+AMD1:1998 CSV and IEC 60318-4:2010	<b>2CC Coupler</b> Measured according to ANSI S3.22-2014, IEC 60118-0:2015 and IEC 60318-5:2006
 <p><b>105</b></p> <p>Power flex mould</p> <p><b>Technical information</b> Omnidirectional mode is used unless otherwise stated.</p> <p><b>Warning to the hearing aid dispenser</b> The maximum output capability of the hearing aid may exceed 132 dB SPL (IEC 711). Special care should be exercised in selecting and fitting the hearing aid, as there may be risk of impairing the remaining hearing of the hearing aid user.</p> <p>— Acoustic input: 60 dB SPL - - - Magnetic input: 31.6 mA/m</p>		<b>OSPL90</b> 	<b>OSPL90</b> 
		<b>Full-on gain</b> 	<b>Full-on gain</b> 
		<b>Frequency response</b> 	<b>Frequency response</b> 
	Peak (dB SPL)	135	127
OSPL90	1600 Hz (dB SPL)	133	126
	HFA-OSPL90 (dB SPL)	131	123
	Peak (dB)	72	64
Full-on gain <sup>1</sup>	1600 Hz (dB)	66	59
	HFA-FOG (dB)	65	58
Reference test gain (dB)		58	47
Frequency range (Hz)		100-7500	100-7500
	1 mA/m field (1600 Hz) (dB SPL)	96	-
Telecoil output	10 mA/m field (1600 Hz) (dB SPL)	116	-
	HFA SPLITS L/R (dB SPL)	-	106/106
	500 Hz (%)	<4	<2
Total harmonic distortion (Input 70 dB SPL)	800 Hz (%)	<4	<2
	1600 Hz (%)	<4	<2
	Omni (dB SPL)	15	16
Equivalent input noise level	Dir (dB SPL)	24	27
	Typical (mA)	2.3	2.4
Battery consumption <sup>2</sup>	Quiescent (mA)	2.2	2.2
Battery life, artificial measurement, hours <sup>3</sup>		80	75
Expected battery life, hours (battery size 312 - IEC PR41) <sup>4</sup>		50-60	

1) Measured with the gain control of the hearing aids set to their full-on position minus 20 dB and with an input SPL of 70 dB. This is to obtain a gain response equal to the full-on gain response from e.g. IEC 60118-0:1983+A1:1994 but without influence of feedback.  
 2) Battery current is measured according to IEC 60118-0:1983/AMD1:1994 §7.11, IEC 60118-0:2015 §7.7 and ANSI S3.22:2014 §6.13 after a settling time of minimum 3 minutes.  
 3) Based on the standardised battery consumption measurement (e.g. IEC 60118-0:1983/AMD1:1994). The actual battery life depends on battery quality, use pattern, active feature set, hearing loss and sound environment.  
 4) Real usage battery life is shown as an estimated interval based on mixed use cases with variable amplification settings and variable input levels, incl. direct stereo streaming from a TV (25% of the time) and streaming from a mobile phone (6% of the time).





**Headquarters**  
Oticon A/S  
Kongebakken 9  
DK-2765 Smørum  
Denmark



SBO Hearing A/S  
Kongebakken 9  
DK-2765 Smørum  
Denmark