

OTICON | Real

Technical data sheet

miniRITE R



60 85 100 105

	Real 1	Real 2	Real 3	
Speech understanding	MoreSound Intelligence™ 2.0	Level 1	Level 2	
	- Environment configuration	5 options	5 options	
	- Virtual Outer Ear	3 configurations	1 configuration	
	- Spatial Balancer	100%	60%	
	- Neural Noise Suppression, Difficult / Easy	10 dB / 4 dB	6 dB / 2 dB	
	- Sound Enhancer	3 configurations	2 configurations	
	- Wind & Handling Stabilizer	•	•	
	MoreSound Amplifier™ 2.0	•	•	
	- SuddenSound Stabilizer	6 configurations	5 configurations	
	Feedback Prevention	MoreSound Optimizer™ & Feedback shield	MoreSound Optimizer™ & Feedback shield	MoreSound Optimizer™ & Feedback shield
Sound quality	Spatial Sound™	4 Estimators	2 Estimators	
	Soft Speech Booster	•	•	
	Frequency lowering	Speech Rescue™	Speech Rescue™	
	Clear Dynamics	•	•	
	Better-Ear Priority	•	•	
	Fitting Bandwidth ¹	10 kHz	8 kHz	
	Bass Boost (streaming)	•	•	
	Processing Channels	64	48	
	Personalisation & Optimising fitting	Fitting Bands	24	20
		Multiple Directionality options	•	•
Adaptation Management		•	•	
Fitting Formulas		VAC+, NAL-NL1/NAL-NL2, DSL v5	VAC+, NAL-NL1/NAL-NL2, DSL v5	VAC+, NAL-NL1/NAL-NL2, DSL v5
Connecting to the world	Oticon Companion app	•	•	
	Hands-free communication ²	•	•	
	Direct streaming ³	•	•	
	ConnectClip	•	•	
	EduMic	•	•	
	Remote Control 3.0	•	•	
	TV Adapter 3.0	•	•	
	Phone Adapter 2.0	•	•	
	Tinnitus SoundSupport™	•	•	
	CROS/BiCROS support	•	•	

1) Bandwidth accessible for gain adjustments during fitting

2) Hands-free communication is available with iPhone 11 or later running iOS 15.2 or later, and iPad running iPadOS 15.2 or later

3) From iPhone, iPad, iPod touch, and selected Android devices with the Audio Streaming for Hearing Aids (ASHA) protocol

Operating and charging conditions

Temperature: +5°C to +40°C (41°F to 104°F)

Humidity: 5% to 93% relative humidity, non-condensing

Atmospheric pressure: 700 hPa to 1060 hPa

Storage and transportation conditions

Temperature and humidity shall not exceed the below limits for extended periods during transportation and storage.

Transport

Temperature: -20°C to +60°C (-4°F to 140°F)

Humidity: 5% to 93% relative humidity, non-condensing

Atmospheric pressure: 700 hPa to 1060 hPa

Storage

Temperature: -20°C to +30°C (-4°F to 86°F)

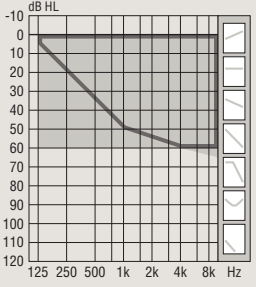

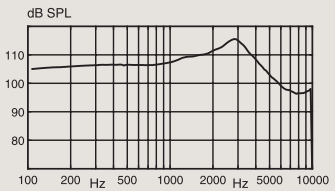
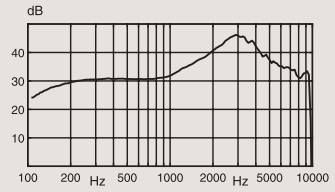
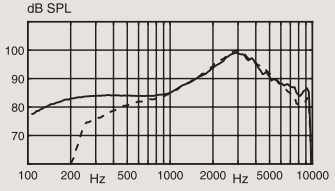
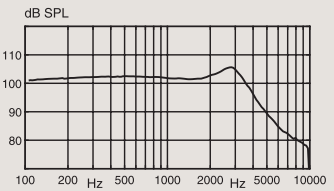
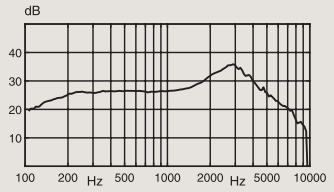
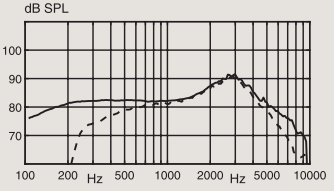
Humidity: 5% to 93% relative humidity, non-condensing

Atmospheric pressure: 700 hPa to 1060 hPa

Apple, the Apple logo, iPhone, iPad, and iPod touch are trademarks of Apple Inc., registered in the U.S. and other countries.

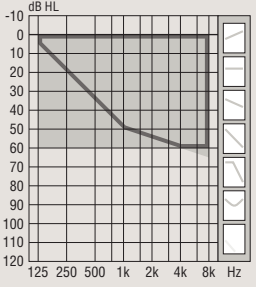

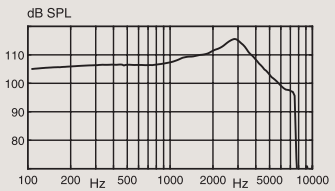
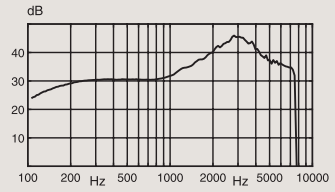
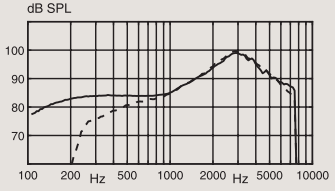
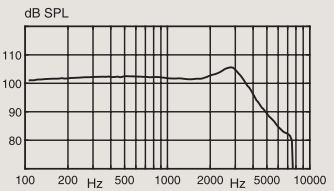
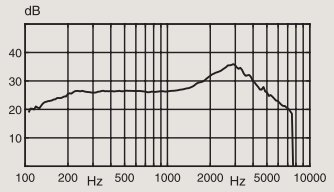
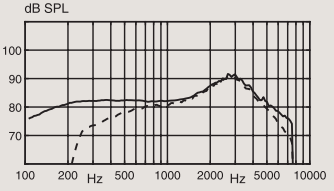


For information on compatibility, please visit www.oticon.com.au/compatibility

		Ear Simulator Measured according to IEC 60118-0:1983/AMD1:1994, IEC 60118-0:2015, IEC 60118-1:1995+AMD1:1998 CSV and IEC 60318-4:2010	2CC Coupler Measured according to ANSI S3.22-2014, IEC 60118-0:2015 and IEC 60318-5:2006	
 <p>60</p>  <p> <input checked="" type="checkbox"/> Mould, Bass & Power dome <input type="checkbox"/> OpenBass dome </p> <p>Technical information Omnidirectional mode is used unless otherwise stated.</p> <p> — Acoustic input: 60 dB SPL - - - Magnetic input: 31.6 mA/m </p>		OSPL90  Full-on gain  Frequency response 	OSPL90  Full-on gain  Frequency response 	
	OSPL90	Peak (dB SPL)	116	106
		1600 Hz (dB SPL)	110	102
		HFA-OSPL90 (dB SPL)	110	103
Full-on gain ¹	Peak (dB)	46	36	
	1600 Hz (dB)	37	29	
	HFA-FOG (dB)	38	30	
Reference test gain (dB)		31	26	
Frequency range (Hz)		100-9600	100-9400	
Telecoil output	1 mA/m field (1600 Hz) (dB SPL)	68		
	10 mA/m field (1600 Hz) (dB SPL)	88		
	HFA SPLITS L/R (dB SPL)		83/83	
Total harmonic distortion (Input 70 dB SPL)	500 Hz (%)	<2	<2	
	800 Hz (%)	<3	<2	
	1600 Hz (%)	<2	<2	
Equivalent input noise level	Omni (dB SPL)	18	17	
	Dir (dB SPL)	26	28	
Battery		Lithium-ion	Lithium-ion	
Expected operating time, hours ²		24		


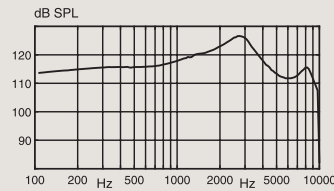
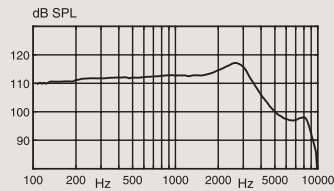
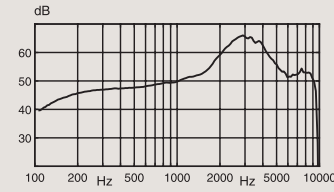
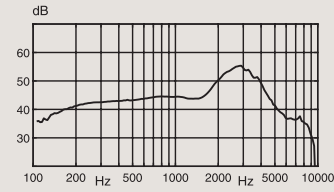
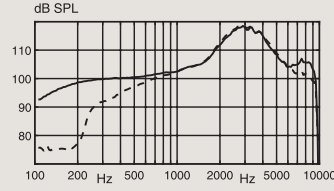
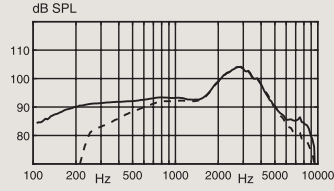
1) Measured with the gain control of the hearing aids set to their full-on position minus 20 dB and with an input SPL of 70 dB. This is to obtain a gain response equal to the full-on gain response from e.g. IEC 60118-0:1983+A1:1994 but without influence of feedback.

2) Expected operating time for rechargeable battery depends on use pattern, active feature set, hearing loss, sound environment, battery age and use of wireless accessories.

		Ear Simulator Measured according to IEC 60118-0:1983/AMD1:1994, IEC 60118-0:2015, IEC 60118-1:1995+AMD1:1998 CSV and IEC 60318-4:2010	2CC Coupler Measured according to ANSI S3.22-2014, IEC 60118-0:2015 and IEC 60318-5:2006	
 <p>60</p>  <p> <input checked="" type="checkbox"/> Mould, Bass & Power dome <input type="checkbox"/> OpenBass dome </p> <p>Technical information Omnidirectional mode is used unless otherwise stated.</p> <p> <input checked="" type="checkbox"/> Acoustic input: 60 dB SPL <input type="checkbox"/> Magnetic input: 31.6 mA/m </p>		<p>OSPL90</p>  <p>Full-on gain</p>  <p>Frequency response</p> 	<p>OSPL90</p>  <p>Full-on gain</p>  <p>Frequency response</p> 	
	OSPL90	Peak (dB SPL)	116	106
		1600 Hz (dB SPL)	110	102
		HFA-OSPL90 (dB SPL)	110	103
Full-on gain ¹	Peak (dB)	46	36	
	1600 Hz (dB)	37	29	
	HFA-FOG (dB)	38	30	
Reference test gain (dB)		31	26	
Frequency range (Hz)		100-7500	100-7500	
Telecoil output	1 mA/m field (1600 Hz) (dB SPL)	68		
	10 mA/m field (1600 Hz) (dB SPL)	88		
	HFA SPLITS L/R (dB SPL)		83/83	
Total harmonic distortion (Input 70 dB SPL)	500 Hz (%)	<2	<2	
	800 Hz (%)	<3	<2	
	1600 Hz (%)	<2	<2	
Equivalent input noise level	Omni (dB SPL)	19	17	
	Dir (dB SPL)	26	29	
Battery		Lithium-ion	Lithium-ion	
Expected operating time, hours ²		24		

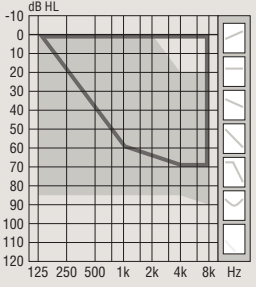

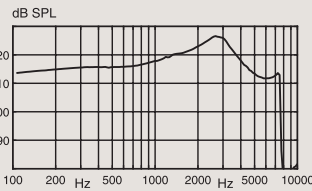
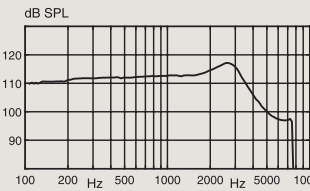
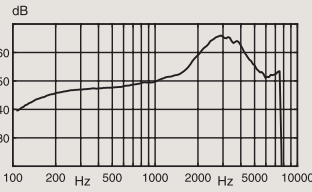
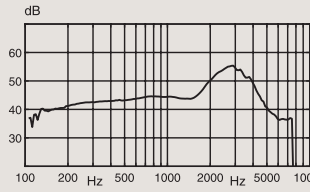
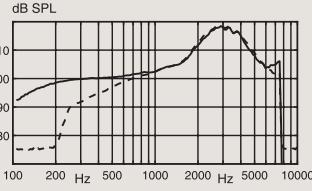
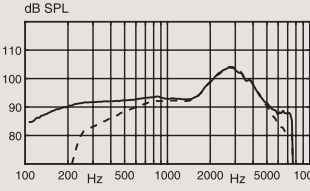
1) Measured with the gain control of the hearing aids set to their full-on position minus 20 dB and with an input SPL of 70 dB. This is to obtain a gain response equal to the full-on gain response from e.g. IEC 60118-0:1983+A1:1994 but without influence of feedback.

2) Expected operating time for rechargeable battery depends on use pattern, active feature set, hearing loss, sound environment, battery age and use of wireless accessories.

		Ear Simulator Measured according to IEC 60118-0:1983/AMD1:1994, IEC 60118-0:2015, IEC 60118-1:1995+AMD1:1998 CSV and IEC 60318-4:2010	2CC Coupler Measured according to ANSI S3.22-2014, IEC 60118-0:2015 and IEC 60318-5:2006
 <p>85</p> <p>Legend: ■ Mould, Bass & Power dome □ OpenBass dome</p> <p>Technical information Omnidirectional mode is used unless otherwise stated.</p> <p>Legend: — Acoustic input: 60 dB SPL - - - Magnetic input: 31.6 mA/m</p>		OSPL90 	OSPL90 
		Full-on gain 	Full-on gain 
		Frequency response 	Frequency response 
	Peak (dB SPL)	127	117
OSPL90	1600 Hz (dB SPL)	121	113
	HFA-OSPL90 (dB SPL)	122	114
	Peak (dB)	66	55
Full-on gain ¹	1600 Hz (dB)	53	45
	HFA-FOG (dB)	56	48
Reference test gain (dB)		46	37
Frequency range (Hz)		100-9500	100-8900
	1 mA/m field (1600 Hz) (dB SPL)	84	
Telecoil output	10 mA/m field (1600 Hz) (dB SPL)	104	
	HFA SPLITS L/R (dB SPL)		94/94
Total harmonic distortion (Input 70 dB SPL)	500 Hz (%)	<2	<2
	800 Hz (%)	<4	<2
	1600 Hz (%)	<5	<2
Equivalent input noise level	Omni (dB SPL)	21	18
	Dir (dB SPL)	29	28
Battery		Lithium-ion	Lithium-ion
Expected operating time, hours ²		24	


1) Measured with the gain control of the hearing aids set to their full-on position minus 20 dB and with an input SPL of 70 dB. This is to obtain a gain response equal to the full-on gain response from e.g. IEC 60118-0:1983+A1:1994 but without influence of feedback.

2) Expected operating time for rechargeable battery depends on use pattern, active feature set, hearing loss, sound environment, battery age and use of wireless accessories.

		Ear Simulator Measured according to IEC 60118-0:1983/AMD1:1994, IEC 60118-0:2015, IEC 60118-1:1995+AMD1:1998 CSV and IEC 60318-4:2010	2CC Coupler Measured according to ANSI S3.22-2014, IEC 60118-0:2015 and IEC 60318-5:2006
 <p>85</p> <p>Mould, Bass & Power dome</p> <p>OpenBass dome</p> <p>Technical information Omnidirectional mode is used unless otherwise stated.</p>		<p>OSPL90</p> 	<p>OSPL90</p> 
		<p>Full-on gain</p> 	<p>Full-on gain</p> 
		<p>Frequency response</p>  <p>— Acoustic input: 60 dB SPL - - - Magnetic input: 31.6 mA/m</p>	<p>Frequency response</p> 
OSPL90	Peak (dB SPL)	127	117
	1600 Hz (dB SPL)	121	113
	HFA-OSPL90 (dB SPL)	122	114
Full-on gain ¹	Peak (dB)	66	55
	1600 Hz (dB)	53	45
	HFA-FOG (dB)	56	48
Reference test gain (dB)		46	37
Frequency range (Hz)		100-7500	100-7500
Telecoil output	1 mA/m field (1600 Hz) (dB SPL)	84	
	10 mA/m field (1600 Hz) (dB SPL)	104	
	HFA SPLITS L/R (dB SPL)		94/94
Total harmonic distortion (Input 70 dB SPL)	500 Hz (%)	<2	<2
	800 Hz (%)	<4	<2
	1600 Hz (%)	<5	<2
Equivalent input noise level	Omni (dB SPL)	22	18
	Dir (dB SPL)	29	27
Battery		Lithium-ion	Lithium-ion
Expected operating time, hours ²		24	


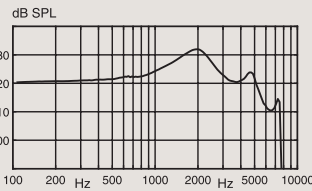
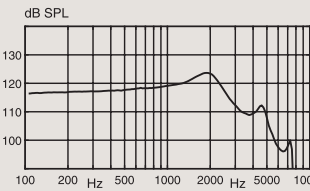
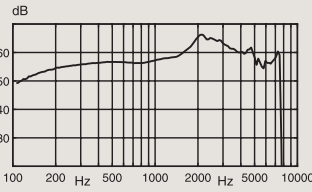
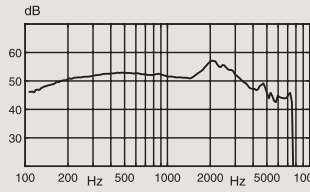
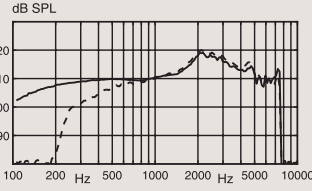
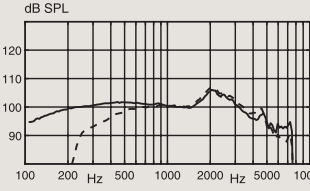
1) Measured with the gain control of the hearing aids set to their full-on position minus 20 dB and with an input SPL of 70 dB. This is to obtain a gain response equal to the full-on gain response from e.g. IEC 60118-0:1983+A1:1994 but without influence of feedback.

2) Expected operating time for rechargeable battery depends on use pattern, active feature set, hearing loss, sound environment, battery age and use of wireless accessories.

		Ear Simulator Measured according to IEC 60118-0:1983/AMD1:1994, IEC 60118-0:2015, IEC 60118-1:1995+AMD1:1998 CSV and IEC 60318-4:2010	2CC Coupler Measured according to ANSI S3.22-2014, IEC 60118-0:2015 and IEC 60318-5:2006
 <p>100</p> <p>Power flex mould, Bass & Power dome</p> <p>Technical information Omnidirectional mode is used unless otherwise stated.</p> <p>Warning to the hearing aid dispenser The maximum output capability of the hearing aid may exceed 132 dB SPL (IEC 711). Special care should be exercised in selecting and fitting the hearing aid, as there may be risk of impairing the remaining hearing of the hearing aid user.</p> <p>— Acoustic input: 60 dB SPL - - - Magnetic input: 31.6 mA/m</p>	OSPL90	OSPL90	
	Full-on gain	Full-on gain	
Frequency response	Frequency response	Frequency response	
OSPL90	Peak (dB SPL) 1600 Hz (dB SPL) HFA-OSPL90 (dB SPL)	132 130 127	124 122 120
Full-on gain¹	Peak (dB) 1600 Hz (dB) HFA-FOG (dB)	66 60 61	57 52 53
Reference test gain (dB)		53	42
Frequency range (Hz)		100-8900	100-7500
Telecoil output	1 mA/m field (1600 Hz) (dB SPL) 10 mA/m field (1600 Hz) (dB SPL) HFA SPLITS L/R (dB SPL)	91 111	100/100
Total harmonic distortion (Input 70 dB SPL)	500 Hz (%) 800 Hz (%) 1600 Hz (%)	<9 <6 <3	<2 <2 <2
Equivalent input noise level	Omni (dB SPL) Dir (dB SPL)	17 26	16 28
Battery		Lithium-ion	Lithium-ion
Expected operating time, hours²		24	


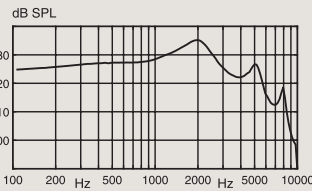
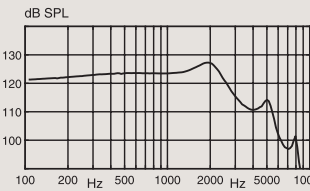
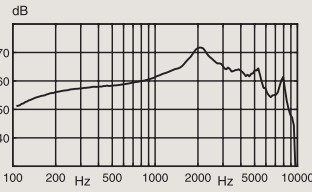
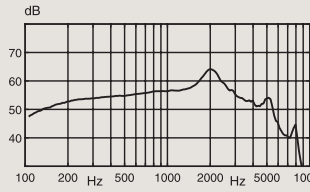
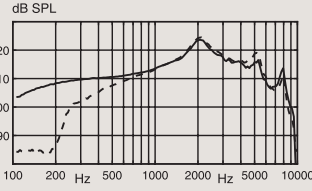
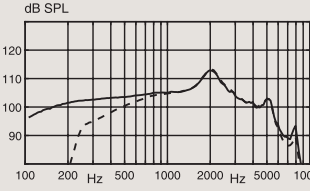
1) Measured with the gain control of the hearing aids set to their full-on position minus 20 dB and with an input SPL of 70 dB. This is to obtain a gain response equal to the full-on gain response from e.g. IEC 60118-0:1983+A1:1994 but without influence of feedback.

2) Expected operating time for rechargeable battery depends on use pattern, active feature set, hearing loss, sound environment, battery age and use of wireless accessories.

		Ear Simulator Measured according to IEC 60118-0:1983/AMD1:1994, IEC 60118-0:2015, IEC 60118-1:1995+AMD1:1998 CSV and IEC 60318-4:2010	2CC Coupler Measured according to ANSI S3.22-2014, IEC 60118-0:2015 and IEC 60318-5:2006
 <p>100</p> <p>Power flex mould, Bass & Power dome</p>	<p>Technical information Omnidirectional mode is used unless otherwise stated.</p> <p>Warning to the hearing aid dispenser The maximum output capability of the hearing aid may exceed 132 dB SPL (IEC 711). Special care should be exercised in selecting and fitting the hearing aid, as there may be risk of impairing the remaining hearing of the hearing aid user.</p>	<p>OSPL90</p> 	<p>OSPL90</p> 
		<p>Full-on gain</p> 	<p>Full-on gain</p> 
	<p>Frequency response</p>  <p>— Acoustic input: 60 dB SPL - - - Magnetic input: 31.6 mA/m</p>	<p>Frequency response</p> 	
OSPL90	Peak (dB SPL)	132	124
	1600 Hz (dB SPL)	130	122
	HFA-OSPL90 (dB SPL)	127	120
Full-on gain ¹	Peak (dB)	66	57
	1600 Hz (dB)	60	52
	HFA-FOG (dB)	61	53
Reference test gain (dB)		53	42
Frequency range (Hz)		100-7500	100-7500
Telecoil output	1 mA/m field (1600 Hz) (dB SPL)	91	
	10 mA/m field (1600 Hz) (dB SPL)	111	
	HFA SPLITS L/R (dB SPL)		100/100
Total harmonic distortion (Input 70 dB SPL)	500 Hz (%)	<9	<2
	800 Hz (%)	<6	<2
	1600 Hz (%)	<3	<2
Equivalent input noise level	Omni (dB SPL)	17	17
	Dir (dB SPL)	26	29
Battery		Lithium-ion	Lithium-ion
Expected operating time, hours ²		24	


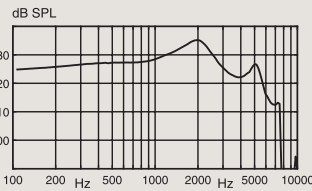
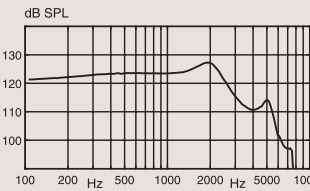
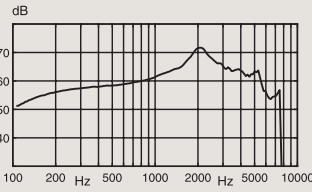
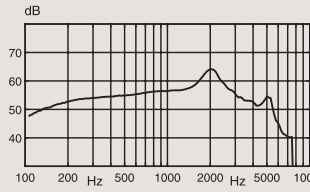
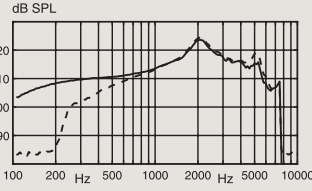
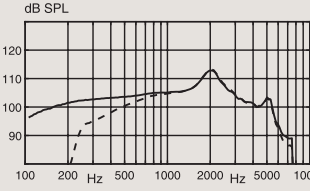
1) Measured with the gain control of the hearing aids set to their full-on position minus 20 dB and with an input SPL of 70 dB. This is to obtain a gain response equal to the full-on gain response from e.g. IEC 60118-0:1983+A1:1994 but without influence of feedback.

2) Expected operating time for rechargeable battery depends on use pattern, active feature set, hearing loss, sound environment, battery age and use of wireless accessories.

		Ear Simulator Measured according to IEC 60118-0:1983/AMD1:1994, IEC 60118-0:2015, IEC 60118-1:1995+AMD1:1998 CSV and IEC 60318-4:2010	2CC Coupler Measured according to ANSI S3.22-2014, IEC 60118-0:2015 and IEC 60318-5:2006
 <p>105</p> <p>Power flex mould</p>	OSPL90 	OSPL90 	
	Full-on gain 	Full-on gain 	
Technical information Omnidirectional mode is used unless otherwise stated.	Frequency response 	Frequency response 	
Warning to the hearing aid dispenser The maximum output capability of the hearing aid may exceed 132 dB SPL (IEC 711). Special care should be exercised in selecting and fitting the hearing aid, as there may be risk of impairing the remaining hearing of the hearing aid user.	— Acoustic input: 60 dB SPL - - - Magnetic input: 31.6 mA/m		
OSPL90	Peak (dB SPL)	135	127
	1600 Hz (dB SPL)	133	126
	HFA-OSPL90 (dB SPL)	131	123
Full-on gain ¹	Peak (dB)	72	64
	1600 Hz (dB)	66	59
	HFA-FOG (dB)	65	58
Reference test gain (dB)		58	47
Frequency range (Hz)		100-9100	100-7900
Telecoil output	1 mA/m field (1600 Hz) (dB SPL)	96	
	10 mA/m field (1600 Hz) (dB SPL)	116	
	HFA SPLITS L/R (dB SPL)		105/105
Total harmonic distortion (Input 70 dB SPL)	500 Hz (%)	<2	<2
	800 Hz (%)	<2	<2
	1600 Hz (%)	<4	<2
Equivalent input noise level	Omni (dB SPL)	16	16
	Dir (dB SPL)	25	28
Battery		Lithium-ion	Lithium-ion
Expected operating time, hours ²		24	

1) Measured with the gain control of the hearing aids set to their full-on position minus 20 dB and with an input SPL of 70 dB. This is to obtain a gain response equal to the full-on gain response from e.g. IEC 60118-0:1983+A1:1994 but without influence of feedback.

2) Expected operating time for rechargeable battery depends on use pattern, active feature set, hearing loss, sound environment, battery age and use of wireless accessories.

		Ear Simulator Measured according to IEC 60118-0:1983/AMD1:1994, IEC 60118-0:2015, IEC 60118-1:1995+AMD1:1998 CSV and IEC 60318-4:2010	2CC Coupler Measured according to ANSI S3.22-2014, IEC 60118-0:2015 and IEC 60318-5:2006
 <p>105</p> <p>Power flex mould</p>	OSPL90 	OSPL90 	
	Full-on gain 	Full-on gain 	
Technical information Omnidirectional mode is used unless otherwise stated.	Frequency response 	Frequency response 	
Warning to the hearing aid dispenser The maximum output capability of the hearing aid may exceed 132 dB SPL (IEC 711). Special care should be exercised in selecting and fitting the hearing aid, as there may be risk of impairing the remaining hearing of the hearing aid user.	— Acoustic input: 60 dB SPL - - - Magnetic input: 31.6 mA/m		
OSPL90	Peak (dB SPL)	135	127
	1600 Hz (dB SPL)	133	126
	HFA-OSPL90 (dB SPL)	131	123
Full-on gain ¹	Peak (dB)	72	64
	1600 Hz (dB)	66	59
	HFA-FOG (dB)	65	58
Reference test gain (dB)		58	47
Frequency range (Hz)		100-7500	100-7500
Telecoil output	1 mA/m field (1600 Hz) (dB SPL)	96	
	10 mA/m field (1600 Hz) (dB SPL)	116	
	HFA SPLITS L/R (dB SPL)		104/104
Total harmonic distortion (Input 70 dB SPL)	500 Hz (%)	<2	<2
	800 Hz (%)	<2	<2
	1600 Hz (%)	<4	<2
Equivalent input noise level	Omni (dB SPL)	16	16
	Dir (dB SPL)	25	28
Battery		Lithium-ion	Lithium-ion
Expected operating time, hours ²		24	

1) Measured with the gain control of the hearing aids set to their full-on position minus 20 dB and with an input SPL of 70 dB. This is to obtain a gain response equal to the full-on gain response from e.g. IEC 60118-0:1983+A1:1994 but without influence of feedback.

2) Expected operating time for rechargeable battery depends on use pattern, active feature set, hearing loss, sound environment, battery age and use of wireless accessories.

Headquarters
Oticon A/S
Kongebakken 9
DK-2765 Smørum
Denmark



SBO Hearing A/S
Kongebakken 9
DK-2765 Smørum
Denmark