

**PRODUCT INFORMATION**  
**OTICON ACTO PRO**  
**OTICON ACTO**

*Oticon Acto is a family of high performing, mid-market hearing instruments suitable for hearing losses from mild to severe-to-profound. The RISE 2 platform offers great sound fidelity and full wireless connectivity. The instruments range from tiny CICs to elegant miniBTE and miniRITE styles to power instruments. High fitting flexibility is ensured by 3 RITE power levels, in-situ audiometry and multiple user programs. ConnectLine provides connectivity for phones, microphone, mp3, PC and TV use.*

**Relaxed quality listening**

Binaural Synchronisation restores stability and balance to the sound impression produced by two hearing instruments. Binaural decision making ensures that directionality and noise reduction are aligned in both ears to create a consistent sound reception in all situations.

Binaural Dynamic Feedback Cancellation is an advanced feedback management system that reduces the likelihood for feedback and gains better comfort.

**Multi-band Adaptive Directionality**

Directionality provides optimised speech understanding by suppressing multiple interfering noise sources.

Multi-band Adaptive Directionality selects Split mode in situations with speech in noise to help the ability to focus on speech. In typical calm environments, Surround mode is selected to give best overall awareness.

Full Directionality is applied to optimise intelligibility in excess noise situations.

**TriState Noise Management**

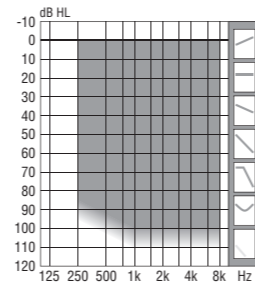
TriState Noise management increases listening comfort across various listening environments. The sound environment is constantly analysed to seamlessly balance the noise processing strategy according to sound level, speech and noise conditions.

**Family Features**

- Binaural Synchronisation
- Binaural Coordination
- AI Advanced [+]
- Front Focus
- Multi-band Adaptive Directionality
- TriState Noise Management
- VC Learning
- Fitting Bandwidth 8 kHz
- Automatic Adaptation Manager
- Binaural Dynamic Feedback Cancellation 2 (DFC 2)
- Open Ear Acoustics
- Wind noise protection
- NAL-NL1, NAL-NL2 and DSL v5.0a m[i/o]
- Memory
- Four user programs
- AutoPhone program
- Streamer & ConnectLine enabled
- nEARcom Cordless enabled
- Auto Adaptation Manager
- In-situ audiometry

**Oticon | Acto**

**FITTING RANGE**



**PRODUCT OVERVIEW**

MODEL FEATURES	Oticon Acto Pro	Oticon Acto
Fitting Formulas	NAL, DSL	NAL, DSL
Fitting Bandwidth*	8 kHz	8 kHz
Artificial Intelligence	Advanced [+]	Advanced
Binaural Synchronisation (DIR, NR)	Yes	No
Binaural Coordination (user operations)	Yes	Yes
Binaural Dynamic Feedback Cancellation 2	Yes	Yes
Adaptive Directionality	Multiband	Singleband
Noise Management	Tri state	Modulation
VC Learning	Yes	No
Identities	3	3
Fitting Bands	8	6

\*) Bandwidth accessible for gain adjustments during fitting

**FITTING**

Oticon Acto instruments are programmed using the Genie 2012.1 Fitting Software or higher compatible with NOAH 3 or higher. They can be programmed using either programming cables #3 or cordlessly using nEARcom (TM#1).

**Fitting with cables**

CIC/MIC	Flex Connect
ITC Power	Flex Connect
ITC/ITE	Programming Adaptor
miniRITE	Flex Connent
miniBTE	Cable #3 directly
BTE/RITE	Programming Shoe

**Cordless fitting - nEARcom**

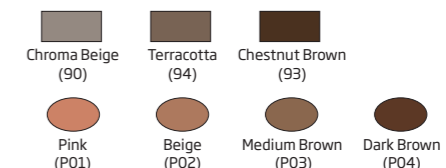
nEARcom provides a cordless link between NOAHlink and one or two wireless enabled hearing instruments. In addition nEARcom provides a pass-through connection to accommodate programming cables and replaces the existing NOAHlink neck loop (*not availble with CIC/MIC and ITC Power*).

**COLOUR SELECTION**

RITE and miniBTE/ BTE Shells



RITE Custom Moulds



Custom Instruments



### MINI RITE

		Standard	Medium	Power
OSPL90 (peak)	Ear simulator	119 dB SPL	125 dB SPL	132 dB SPL
	2cc coupler	109 dB SPL	114 dB SPL	124 dB SPL
Full-on gain (peak)	Ear simulator	57 dB	61 dB	65 dB
	2cc coupler	46 dB	50 dB	55 dB
Directional		Yes	Yes	Yes
User programs		1-4	1-4	1-4
FM compatible		No	No	No
Telecoil		No	No	No
AutoPhone		Yes (M)	Yes (M)	Yes (M)
Volume control		Yes	Yes	Yes
ConnectLine compatible		Yes	Yes	Yes
Cordless fitting (nEARcom)		Yes	Yes	Yes
Battery size		312	312	312
Battery life, typical		140 hours	120 hours	115 hours

### RITE

		Standard	Medium	Power
OSPL90 (peak)	Ear simulator	119 dB SPL	125 dB SPL	132 dB SPL
	2cc coupler	108 dB SPL	115 dB SPL	124 dB SPL
Full-on gain (peak)	Ear simulator	57 dB	61 dB	65 dB
	2cc coupler	46 dB	51 dB	55 dB
Directional		Yes	Yes	Yes
User programs		1-4	1-4	1-4
FM compatible		Yes	Yes	Yes
Telecoil		Yes	Yes	Yes
AutoPhone		Yes	Yes	Yes
Volume control		Yes	Yes	Yes
ConnectLine compatible		Yes	Yes	Yes
Cordless fitting (nEARcom)		Yes	Yes	Yes
Battery size		312	312	312
Battery life, typical		108 hours	100 hours	100 hours

### MINI BTE

		Medium	Medium	Power
OSPL90 (peak)	Ear simulator	131 dB SPL	126 dB SPL	134 dB SPL
	2cc coupler	121 dB SPL	118 dB SPL	127 dB SPL
Full-on gain (peak)	Ear simulator	62 dB	60 dB	68 dB
	2cc coupler	53 dB	51 dB	61 dB
Directional		Yes	Yes	Yes
User programs		1-4	1-4	1-4
FM compatible		No	Yes	Yes
Telecoil		No	Yes	Yes
AutoPhone		Yes (M)	Yes	Yes
Volume control		Yes	Yes	Yes
ConnectLine compatible		Yes	Yes	Yes
Cordless fitting (nEARcom)		Yes	Yes	Yes
Battery size		312	13	13
Battery life, typical		125 hours	220 hours	215 hours

### CIC/MIC

		Standard	Power
OSPL90 (peak)	Ear simulator	121 dB SPL	128 dB SPL
	2cc coupler	110 dB SPL	118 dB SPL
Full-on gain (peak)	Ear simulator	48 dB	60 dB
	2cc coupler	37 dB	50 dB
Directional		No	No
User programs		1	1
FM compatible		No	No
Telecoil		No	No
AutoPhone		No	No
Volume control		No	No
ConnectLine compatible		No	No
Cordless fitting (nEARcom)		No	No
Battery size		10	10
Battery life, typical		100 hours	100 hours

### ITC

		Standard	Power Omni	Power Dir
OSPL90 (peak)	Ear simulator	123 dB SPL	129 dB SPL	130 dB SPL
	2cc coupler	113 dB SPL	119 dB SPL	120 dB SPL
Full-on gain (peak)	Ear simulator	51 dB	62 dB	62 dB
	2cc coupler	41 dB	54 dB	54 dB
Directional		Yes	No	Yes
User programs		1-4	1-4	1-4
FM compatible		No	No	No
Telecoil		Optional	Optional	Optional
AutoPhone		Optional	Optional	Optional
Volume control		Optional	Optional	Optional
ConnectLine compatible		Optional	No	No
Cordless fitting (nEARcom)		Optional	No	No
Battery size		312	312	312
Battery life, typical		117 (140*) hours	175 hours	140 hours

### ITE

		Medium
OSPL90 (peak)	Ear simulator	123 dB SPL
	2cc coupler	113 dB SPL
Full-on gain (peak)	Ear simulator	56 dB
	2cc coupler	46 dB
Directional		Yes
User programs		1-4
FM compatible		No
Telecoil		Optional
AutoPhone		Optional
Volume control		Optional
ConnectLine compatible		Optional
Cordless fitting (nEARcom)		Optional
Battery size		312
Battery life, typical		117 (140*) hours

(\*) For non-wireless instruments

### RITE STYLES

Receiver Unit	Three solutions with different output performance (Standard, Medium and Power), available in various lengths from size 1 to 5.	Ear Grip	Ensures a secure, comfortable grip and retention. One version fits left and right ear
Receiver Connector (to instrument)	Type C1	Wax Protection	NoWax in receiver unit WaxStop in Micro Mould NoWax in Power Mould
Ear Piece	Open Dome: Available in three sizes (6 mm, 8 mm, 10 mm) Plus Dome: One size Power Dome: Available in four sizes (6 mm, 8 mm, 10 mm, 12 mm) Custom Moulds: Requires taking an impression. Customized ear pieces available as LiteTip and Micro Mould.		

### BTE AND RITE STYLES

Tamper resistant battery drawer	Available in 7 colours
Sound Hook	Interchangeable standard and paediatric hook (BTE's only)
Damper	Damping element for replacement (Not used in BTE Power)
Thin Tube Fitting	Corda² (Not available for BTE Power)
DAI Adaptor	AP 900
Dedicated FM Receiver	Amigo R12
FM Adaptor	FM 9 Compatible with Amigo R1, R2 and other universal receivers (not recommended for instruments using 312 batteries).

## MINI RITE STANDARD

OTICON ACTO PRO  
OTICON ACTO



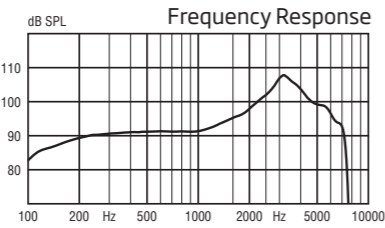
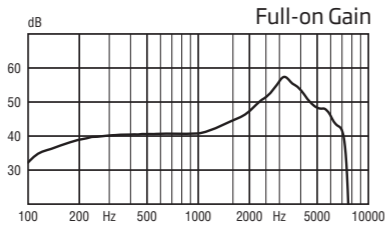
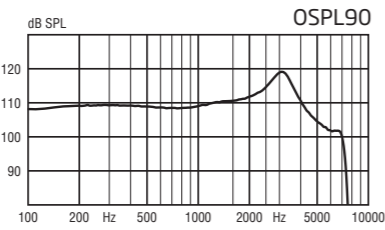
Scale 1:1

### Technical Information

Omnidirectional mode is used unless otherwise stated.

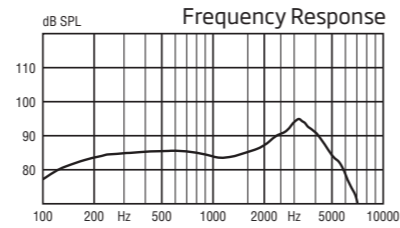
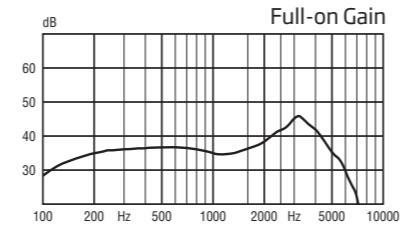
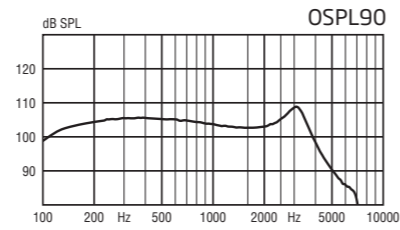
### EAR SIMULATOR

Measured according to IEC 60118-0 (1983) and 60711 (1981) and DIN 45605.



### 2CC COUPLER

Measured according to ANSI S3.22 (2003) and S3.7 (1995), IEC 60118-7 (2005) and IEC 60318-5 (2006).



OSPL90	Peak	119 dB SPL	109 dB SPL
	1600 Hz	111 dB SPL	103 dB SPL
	Average	110 dB SPL	104 dB SPL
Full-on gain	Peak	57 dB	46 dB
	1600 Hz	44 dB	36 dB
	Average	42 dB	38 dB
Frequency range		100-7500 Hz	100-7100 Hz
Telecoil output (1600 Hz)	1 mA/m field	-	-
	10 mA/m field	-	-
	SPLITS L/R	-	-
Total harmonic distortion	500 Hz	0.3 %	0.2 %
(Input 70 dB SPL)	800 Hz	0.7 %	0.2 %
	1600 Hz	0.5 %	0.3 %
Equivalent input noise level (A)	Omni	24 dB SPL	19 dB SPL
	Dir	32 dB SPL	27 dB SPL
Battery consumption	Quiescent	1.0 mA	1.0 mA
	Typical	1.0 mA	1.0 mA

Battery life, calculated, hours\* 140

(Size 312, IEC PR41)

IRIL (IEC 60118-13) GSM/DECT -23/-20 dB SPL

\*) Based on the standardised battery consumption measurement. The actual battery life depends on battery quality, use pattern, active feature set, hearing loss and sound environment

# Oticon | Acto

## MINI RITE MEDIUM

OTICON ACTO PRO  
OTICON ACTO



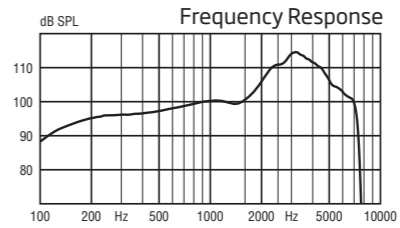
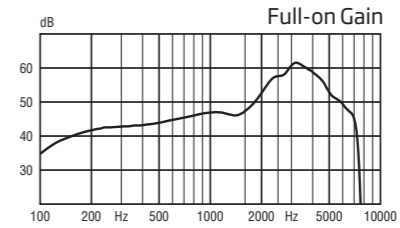
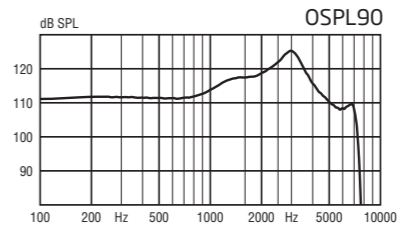
Scale 1:1

### Technical Information

Omnidirectional mode is used unless otherwise stated.

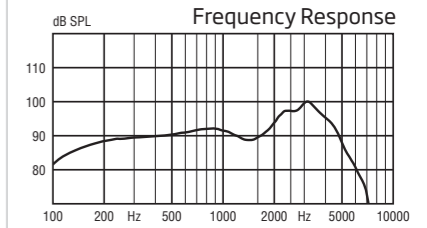
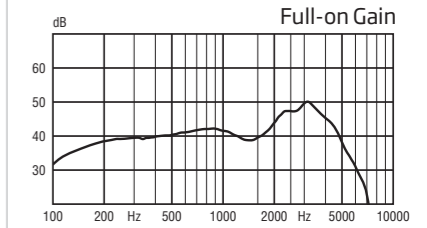
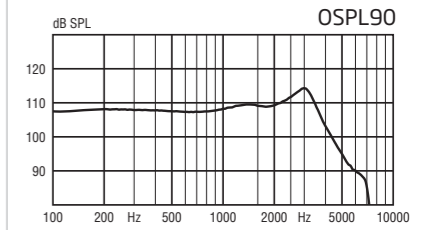
### EAR SIMULATOR

Measured according to IEC 60118-0 (1983) and 60711 (1981) and DIN 45605.



### 2CC COUPLER

Measured according to ANSI S3.22 (2003) and S3.7 (1995), IEC 60118-7 (2005) and IEC 60318-5 (2006).



OSPL90	Peak	125 dB SPL	114 dB SPL
	1600 Hz	117 dB SPL	109 dB SPL
	Average	114 dB SPL	110 dB SPL
Full-on gain	Peak	61 dB	50 dB
	1600 Hz	48 dB	40 dB
	Average	48 dB	43 dB
Frequency range		100-7500 Hz	100-6800 Hz
Telecoil output (1600 Hz)	1 mA/m field	-	-
	10 mA/m field	-	-
	SPLITS L/R	-	-
Total harmonic distortion	500 Hz	0.7 %	0.5 %
(Input 70 dB SPL)	800 Hz	1.2 %	0.7 %
	1600 Hz	0.7 %	1.0 %
Equivalent input noise level (A)	Omni	24 dB SPL	21 dB SPL
	Dir	33 dB SPL	33 dB SPL
Battery consumption	Quiescent	1.2 mA	1.1 mA
	Typical	1.2 mA	1.1 mA

Battery life, calculated, hours\* 120

(Size 312, IEC PR41)

IRIL (IEC 60118-13) GSM/DECT -17/-21 dB SPL

\*) Based on the standardised battery consumption measurement. The actual battery life depends on battery quality, use pattern, active feature set, hearing loss and sound environment

# Oticon | Acto

## MINI RITE POWER

OTICON ACTO PRO  
OTICON ACTO



Scale 1:1

### Technical Information

Omnidirectional mode is used unless otherwise stated.

### Warning to the instrument dispenser

The maximum output capability of the hearing instrument may exceed 132 dB SPL (IEC 711). Special care should be exercised in selecting and fitting the instrument as there may be risk of impairing the remaining hearing of the hearing instrument user.

OSPL90	Peak	132 dB SPL	124 dB SPL
	1600 Hz	131 dB SPL	124 dB SPL
	Average	125 dB SPL	119 dB SPL
Full-on gain	Peak	65 dB	55 dB
	1600 Hz	58 dB	51 dB
	Average	58 dB	52 dB
Frequency range		100-7000 Hz	100-6700 Hz
Telecoil output (1600 Hz)	1 mA/m field	-	-
	10 mA/m field	-	-
	SPLITS L/R	-	-
Total harmonic distortion	500 Hz	1.5 %	0.7 %
(Input 70 dB SPL)	800 Hz	0.8 %	0.4 %
	1600 Hz	0.4 %	0.2 %
Equivalent input noise level (A)	Omni	21 dB SPL	16 dB SPL
	Dir	30 dB SPL	25 dB SPL
Battery consumption	Quiescent	1.0 mA	1.1 mA
	Typical	1.0 mA	1.1 mA

Battery life, calculated, hours\*

(Size 312, IEC PR41)

IRIL (IEC 60118-13) GSM/DECT

115

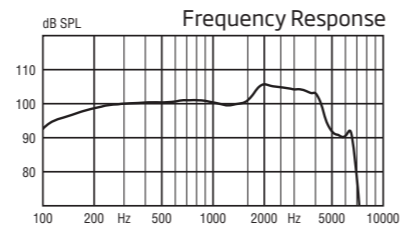
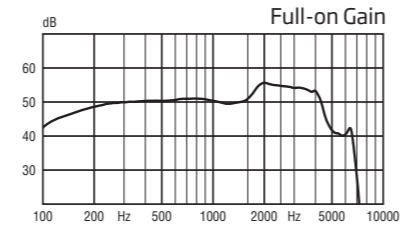
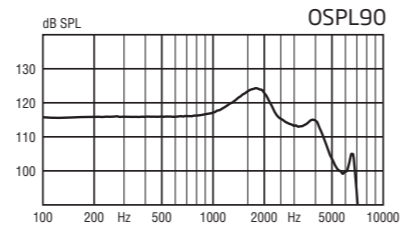
-20/-23 dB SPL

\*) Based on the standardised battery consumption measurement. The actual battery life depends on battery quality, use pattern, active feature set, hearing loss and sound environment

## Oticon | Acto

### 2CC COUPLER

Measured according to  
ANSI S3.22 (2003) and S3.7 (1995),  
IEC 60118-7 (2005) and IEC 60318-5 (2006).



## RITE STANDARD

OTICON ACTO PRO  
OTICON ACTO



Scale 1:1

### Technical Information

Omnidirectional mode is used unless otherwise stated.

OSPL90	Peak	119 dB SPL	108 dB SPL
	1600 Hz	111 dB SPL	103 dB SPL
	Average	110 dB SPL	104 dB SPL
Full-on gain	Peak	57 dB	46 dB
	1600 Hz	45 dB	37 dB
	Average	43 dB	37 dB
Frequency range		100-7400 Hz	100-7200 Hz
Telecoil output (1600 Hz)	1 mA/m field	77 dB SPL	-
	10 mA/m field	97 dB SPL	-
	SPLITS L/R	-	87/89 dB SPL
Total harmonic distortion	500 Hz	0.3 %	0.1 %
(Input 70 dB SPL)	800 Hz	0.5 %	0.3 %
	1600 Hz	0.5 %	0.4 %
Equivalent input noise level (A)	Omni	22 dB SPL	19 dB SPL
	Dir	29 dB SPL	25 dB SPL
Battery consumption	Quiescent	1.3 mA	1.3 mA
	Typical	1.3 mA	1.3 mA

Battery life, calculated, hours\*

(Size 312, IEC PR41)

IRIL (IEC 60118-13) GSM/DECT

108

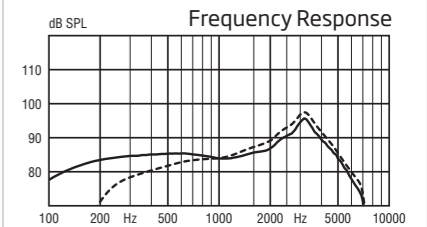
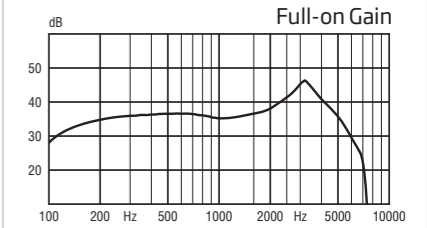
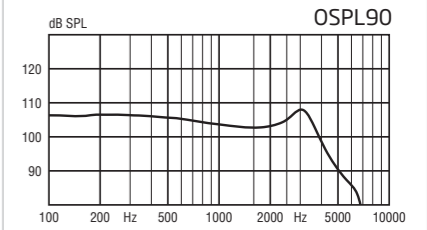
-23/-12 dB SPL

\*) Based on the standardised battery consumption measurement. The actual battery life depends on battery quality, use pattern, active feature set, hearing loss and sound environment

## Oticon | Acto

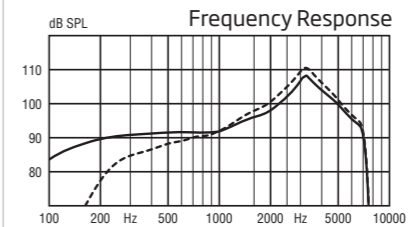
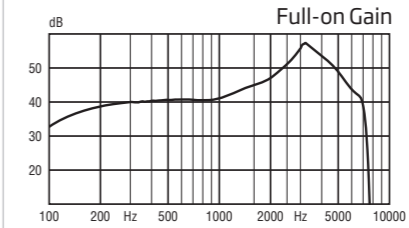
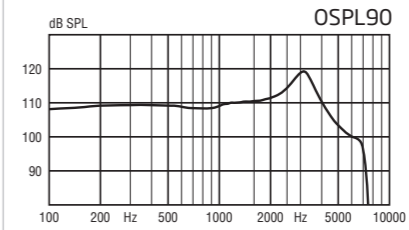
### 2CC COUPLER

Measured according to  
ANSI S3.22 (2003) and S3.7 (1995),  
IEC 60118-7 (2005) and IEC 60318-5 (2006).



### EAR SIMULATOR

Measured according to  
IEC 60118-0 (1983) and 60711 (1981)  
and DIN 45605.



— Acoustic input: 60 dB SPL  
- - - Magnetic input: 31.6 mA/m

**RITE MEDIUM**  
OTICON ACTO PRO  
OTICON ACTO

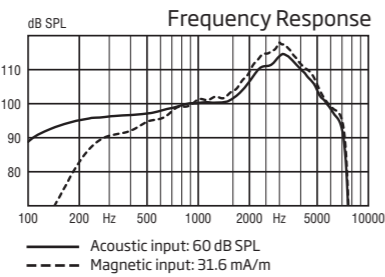
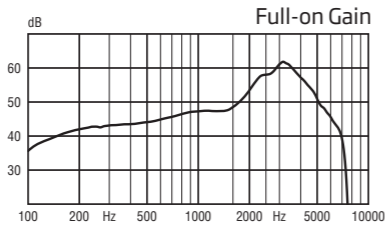
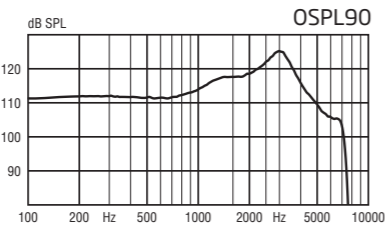


Scale 1:1

**Technical Information**  
Omnidirectional mode is used unless otherwise stated.

**EAR SIMULATOR**

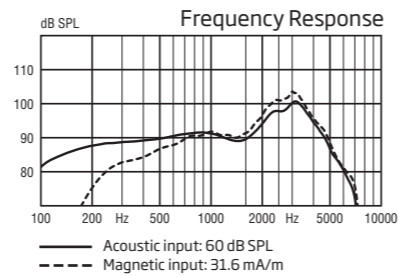
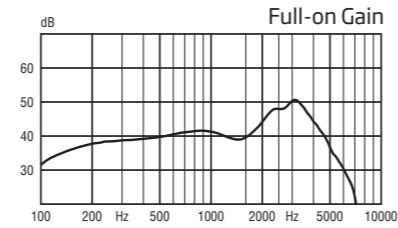
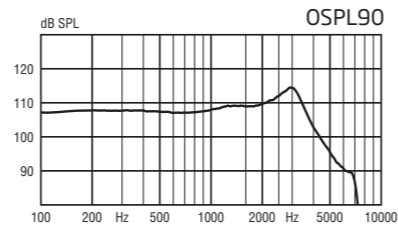
Measured according to IEC 60118-0 (1983) and 60711 (1981) and DIN 45605.



**Oticon | Acto**

**2CC COUPLER**

Measured according to ANSI S3.22 (2003) and S3.7 (1995), IEC 60118-7 (2005) and IEC 60318-5 (2006).



**RITE POWER**  
OTICON ACTO PRO  
OTICON ACTO



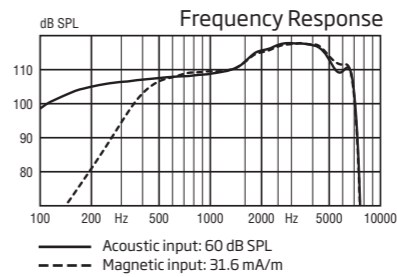
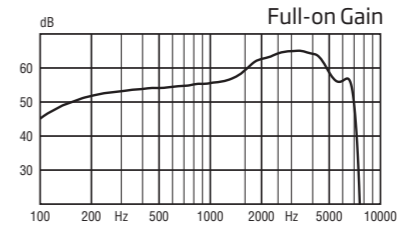
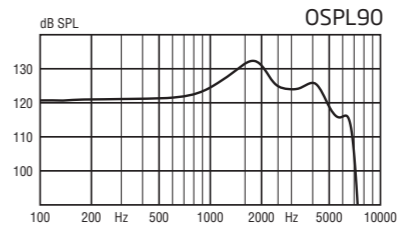
Scale 1:1

**Technical Information**  
Omnidirectional mode is used unless otherwise stated.

**Warning to the instrument dispenser**  
The maximum output capability of the hearing instrument may exceed 132 dB SPL (IEC 711). Special care should be exercised in selecting and fitting the instrument as there may be risk of impairing the remaining hearing of the hearing instrument user.

**EAR SIMULATOR**

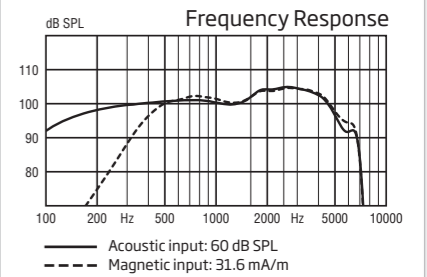
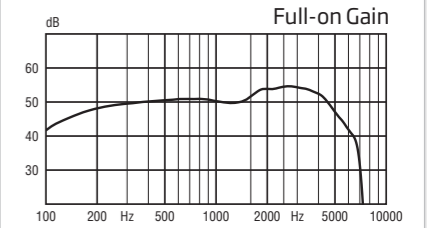
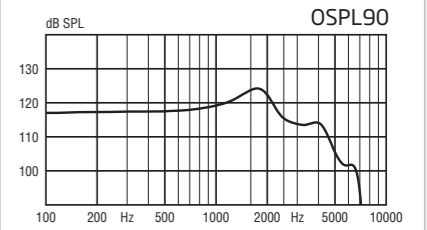
Measured according to IEC 60118-0 (1983) and 60711 (1981) and DIN 45605.



**Oticon | Acto**

**2CC COUPLER**

Measured according to ANSI S3.22 (2003) and S3.7 (1995), IEC 60118-7 (2005) and IEC 60318-5 (2006).



OSPL90	Peak	125 dB SPL	115 dB SPL
	1600 Hz	117 dB SPL	109 dB SPL
	Average	114 dB SPL	110 dB SPL
Full-on gain	Peak	61 dB	51 dB
	1600 Hz	48 dB	40 dB
	Average	48 dB	43 dB
Frequency range		100-7300 Hz	100-6700 Hz
Telecoil output (1600 Hz)	1 mA/m field	80 dB SPL	-
	10 mA/m field	100 dB SPL	-
	SPLITS L/R	-	93/94 dB SPL
Total harmonic distortion	500 Hz	0.8 %	0.6 %
(Input 70 dB SPL)	800 Hz	1.3 %	0.7 %
	1600 Hz	0.6 %	0.6 %
Equivalent input noise level (A)	Omni	24 dB SPL	20 dB SPL
	Dir	33 dB SPL	27 dB SPL
Battery consumption	Quiescent	1.3 mA	1.4 mA
	Typical	1.3 mA	1.4 mA

Battery life, calculated, hours\* 100

(Size 312, IEC PR41)

IRIL (IEC 60118-13) GSM/DECT -21/-11 dB SPL

\*) Based on the standardised battery consumption measurement. The actual battery life depends on battery quality, use pattern, active feature set, hearing loss and sound environment

OSPL90	Peak	132 dB SPL	124 dB SPL
	1600 Hz	131 dB SPL	124 dB SPL
	Average	125 dB SPL	119 dB SPL
Full-on gain	Peak	65 dB	55 dB
	1600 Hz	59 dB	52 dB
	Average	57 dB	52 dB
Frequency range		100-7500 Hz	100-7100 Hz
Telecoil output (1600 Hz)	1 mA/m field	89 dB SPL	-
	10 mA/m field	109 dB SPL	-
	SPLITS L/R	-	101/101 dB SPL
Total harmonic distortion	500 Hz	2.0 %	1.0 %
(Input 70 dB SPL)	800 Hz	1.0 %	0.5 %
	1600 Hz	0.5 %	0.5 %
Equivalent input noise level (A)	Omni	20 dB SPL	16 dB SPL
	Dir	35 dB SPL	30 dB SPL
Battery consumption	Quiescent	1.2 mA	1.2 mA
	Typical	1.3 mA	1.4 mA

Battery life, calculated, hours\* 100

(Size 312, IEC PR41)

IRIL (IEC 60118-13) GSM/DECT -13/-7 dB SPL

\*) Based on the standardised battery consumption measurement. The actual battery life depends on battery quality, use pattern, active feature set, hearing loss and sound environment

**MINI BTE**  
OTICON ACTO PRO  
OTICON ACTO



Scale 1:1

**Technical Information**  
Omnidirectional mode is used unless otherwise stated.

**Oticon | Acto**

**BTE**  
OTICON ACTO PRO  
OTICON ACTO



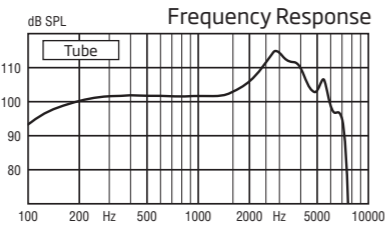
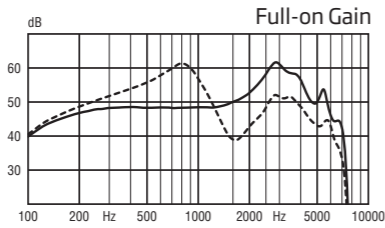
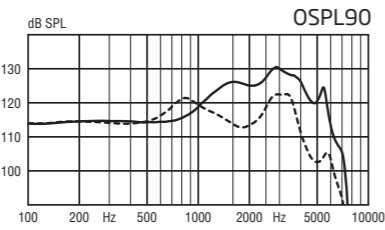
Scale 1:1

**Technical Information**  
Omnidirectional mode is used unless otherwise stated.

**Oticon | Acto**

**EAR SIMULATOR**

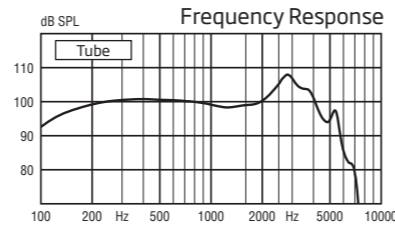
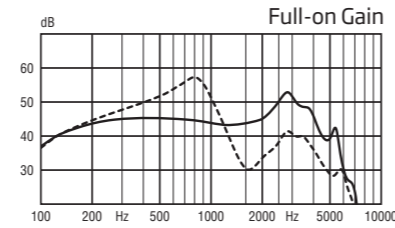
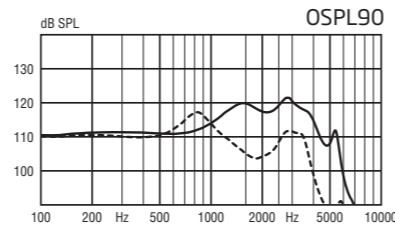
Measured according to IEC 60118-0 (1983) and 60711 (1981) and DIN 45605.



— Tube  
- - - Corda<sup>2</sup> (size 1/0.9)

**2CC COUPLER**

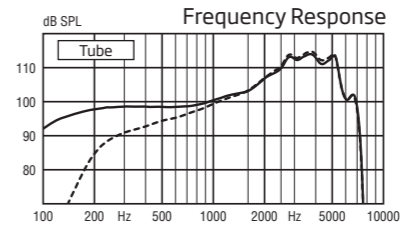
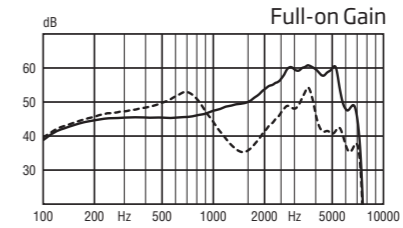
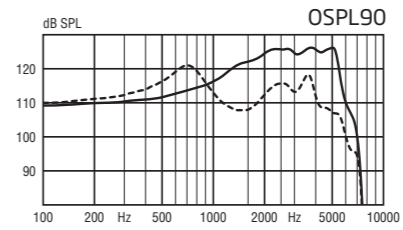
Measured according to ANSI S3.22 (2003) and S3.7 (1995), IEC 60118-7 (2005) and IEC 60318-5 (2006).



— Tube  
- - - Corda<sup>2</sup> (size 1/0.9)

**EAR SIMULATOR**

Measured according to IEC 60118-0 (1983) and 60711 (1981) and DIN 45605.

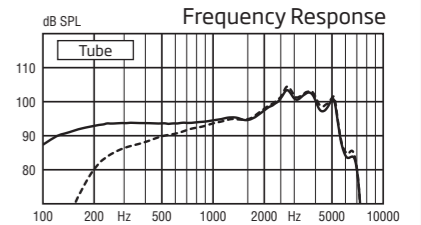
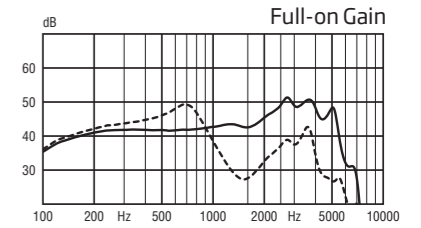
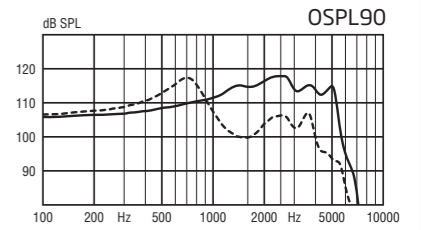


— Tube  
- - - Corda<sup>2</sup> (size 1/0.9)

— Acoustic input: 60 dB SPL  
- - - Magnetic input: 31.6 mA/m

**2CC COUPLER**

Measured according to ANSI S3.22 (2003) and S3.7 (1995), IEC 60118-7 (2005) and IEC 60318-5 (2006).



— Tube  
- - - Corda<sup>2</sup> (size 1/0.9)

— Acoustic input: 60 dB SPL  
- - - Magnetic input: 31.6 mA/m

OSPL90	Peak	131 (122*) dB SPL	121 (117*) dB SPL
	1600 Hz	126 (114*) dB SPL	120 (105*) dB SPL
	Average	119 (116*) dB SPL	118 (109*) dB SPL
Full-on gain	Peak	62 (61*) dB	53 (57*) dB
	1600 Hz	50 (39*) dB	44 (30*) dB
	Average	50 (52*) dB	46 (40*) dB
Frequency range		100-7300 Hz	100-6900 Hz
Telecoil output (1600 Hz)	1 mA/m field	-	-
	10 mA/m field	-	-
	SPLITS L/R	-	-
Total harmonic distortion	500 Hz	<2 %	<2 %
(Input 70 dB SPL)	800 Hz	<2 %	<2 %
	1600 Hz	<2%	<2 %
Equivalent input noise level (A)	Omni	22 dB SPL	17 dB SPL
	Dir	29 dB SPL	25 dB SPL
Battery consumption	Quiescent	1.1 mA	1.2 mA
	Typical	1.1 mA	1.2 mA

Battery life, calculated, hours\*\*

125

(Size 312, IEC PR41)

IRIL (IEC 60118-13) GSM/DECT

-41/-9 dB SPL

(\*) For instruments fitted with Corda<sup>2</sup>

(\*\*) Based on the standardised battery consumption measurement. The actual battery life depends on battery quality, use pattern, active feature set, hearing loss and sound environment

OSPL90	Peak	126 (121*) dB SPL	118 (117*) dB SPL
	1600 Hz	122 (108*) dB SPL	115 (100*) dB SPL
	Average	118 (114*) dB SPL	114 (104*) dB SPL
Full-on gain	Peak	60 (54*) dB	51 (49*) dB
	1600 Hz	50 (36*) dB	43 (28*) dB
	Average	49 (45*) dB	45 (34*) dB
Frequency range		100-7300 Hz	100-7100 Hz
Telecoil output (1600 Hz)	1 mA/m field	80 dB SPL	-
	10 mA/m field	100 dB SPL	-
	SPLITS L/R	-	95/95 dB SPL
Total harmonic distortion	500 Hz	0.3 %	0.2 %
(Input 70 dB SPL)	800 Hz	0.6 %	0.4 %
	1600 Hz	0.3 %	0.2 %
Equivalent input noise level (A)	Omni	23 dB SPL	18 dB SPL
	Dir	31 dB SPL	27 dB SPL
Battery consumption	Quiescent	1.2 mA	1.2 mA
	Typical	1.2 mA	1.2 mA

Battery life, calculated, hours\*\*

220

(Size 13, IEC PR48)

IRIL (IEC 60118-13) GSM/DECT

-27/-34 dB SPL

(\*) For instruments fitted with Corda<sup>2</sup>

(\*\*) Based on the standardised battery consumption measurement. The actual battery life depends on battery quality, use pattern, active feature set, hearing loss and sound environment

**BTE POWER**  
OTICON ACTO PRO  
OTICON ACTO



Scale 1:1

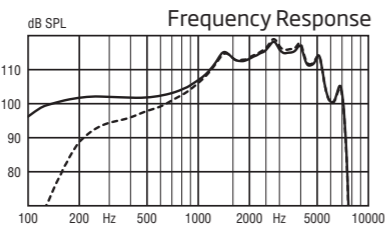
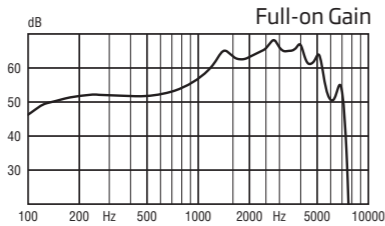
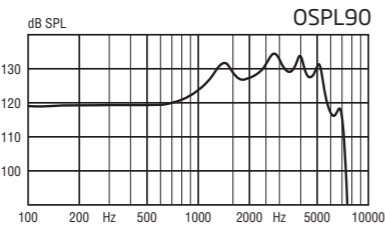
**Technical Information**  
Omnidirectional mode is used unless otherwise stated.

**Warning to the instrument dispenser**

The maximum output capability of the hearing instrument may exceed 132 dB SPL (IEC 711). Special care should be exercised in selecting and fitting the instrument as there may be risk of impairing the remaining hearing of the hearing instrument user.

**EAR SIMULATOR**

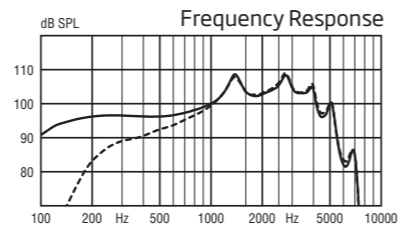
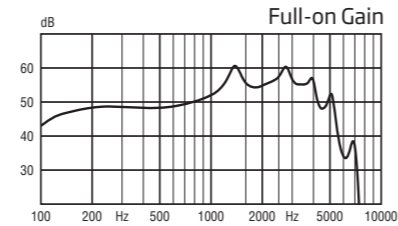
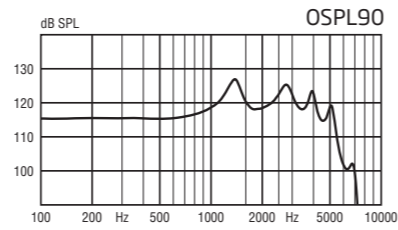
Measured according to IEC 60118-0 (1983) and 60711 (1981) and DIN 45605.



— Acoustic input: 60 dB SPL  
- - - Magnetic input: 31.6 mA/m

**ZCC COUPLER**

Measured according to ANSI S3.22 (2003) and S3.7 (1995), IEC 60118-7 (2005) and IEC 60318-5 (2006).



— Acoustic input: 60 dB SPL  
- - - Magnetic input: 31.6 mA/m

OSPL90	Peak	134 dB SPL	127 dB SPL
	1600 Hz	128 dB SPL	120 dB SPL
	Average	123 dB SPL	120 dB SPL
Full-on gain	Peak	68 dB	61 dB
	1600 Hz	63 dB	56 dB
	Average	57 dB	55 dB
Frequency range		100-7200 Hz	100-6000 Hz
Telecoil output (1600 Hz)	1 mA/m field	93 dB SPL	-
	10 mA/m field	113 dB SPL	-
	SPLITS L/R	-	99/99 dB SPL
Total harmonic distortion	500 Hz	1.4 %	1.0 %
(Input 70 dB SPL)	800 Hz	0.5 %	0.5 %
	1600 Hz	0.4 %	0.3 %
Equivalent input noise level (A)	Omnidirectional	16 dB SPL	15 dB SPL
	Directional	28 dB SPL	26 dB SPL
Battery consumption	Quiescent	1.2 mA	1.2 mA
	Typical	1.2 mA	1.2 mA

Battery life, calculated, hours\* 215

(Size 13, IEC PR48)

IRIL (IEC 60118-13) GSM/DECT -28/-34 dB SPL

\*) Based on the standardised battery consumption measurement. The actual battery life depends on battery quality, use pattern, active feature set, hearing loss and sound environment

**Oticon | Acto**

**CIC/MIC**  
OTICON ACTO PRO  
OTICON ACTO

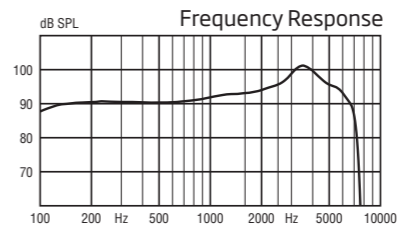
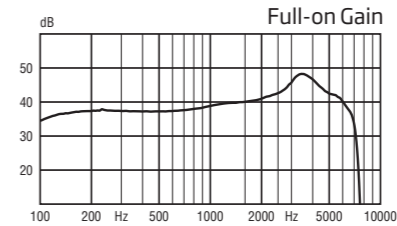
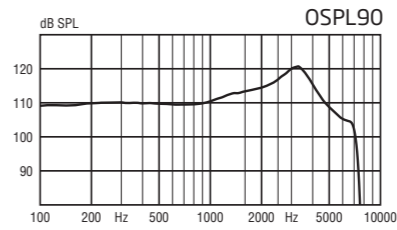


Scale 1:1

**Technical Information**  
All measurements are made on instruments with NoWax protection. Omnidirectional mode is used unless otherwise stated.

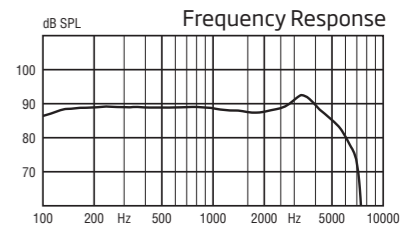
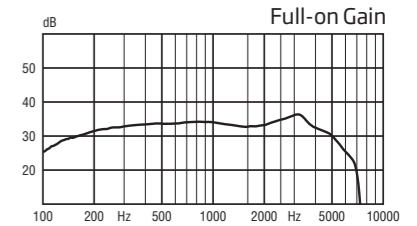
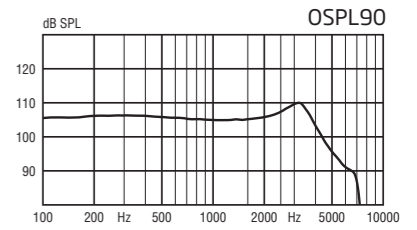
**EAR SIMULATOR**

Measured according to IEC 60118-0 (1983) and 60711 (1981) and DIN 45605.



**ZCC COUPLER**

Measured according to ANSI S3.22 (2003) and S3.7 (1995), IEC 60118-7 (2005) and IEC 60318-5 (2006).



OSPL90	Peak	121 dB SPL	110 dB SPL
	1600 Hz	113 dB SPL	104 dB SPL
	Average	111 dB SPL	105 dB SPL
Full-on gain	Peak	48 dB	37 dB
	1600 Hz	40 dB	32 dB
	Average	39 dB	33 dB
Frequency range		100-7300 Hz	100-7000 Hz
Telecoil output (1600 Hz)	1 mA/m field	-	-
	10 mA/m field	-	-
	SPLITS	-	-
Total harmonic distortion	500 Hz	1.3 %	1.2 %
(Input 70 dB SPL)	800 Hz	1.5 %	1.3 %
	1600 Hz	0.4 %	1.2 %
Equivalent input noise level (A)	Omnidirectional	21 dB SPL	19 dB SPL
	Directional	-	-
Battery consumption	Quiescent	0.8 mA	0.8 mA
	Typical	0.8 mA	0.8 mA

Battery life, calculated, hours\* 100

(Size 10, IEC PR70)

IRIL (IEC 60118-13) GSM/DECT -28/-33 dB SPL

\*) Based on the standardised battery consumption measurement. The actual battery life depends on battery quality, use pattern, active feature set, hearing loss and sound environment

## CIC/MIC POWER

OTICON ACTO PRO  
OTICON ACTO



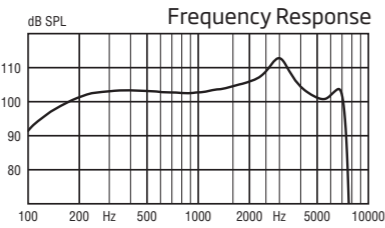
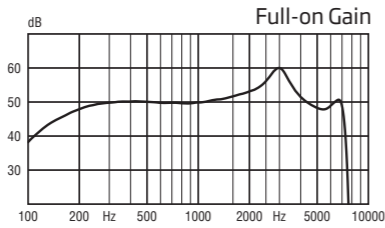
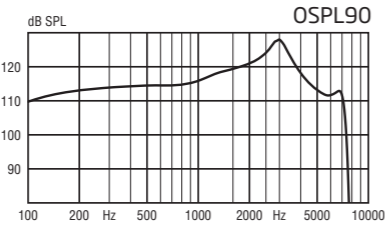
Scale 1:1

### Technical Information

All measurements are made on instruments with NoWax protection. Omnidirectional mode is used unless otherwise stated.

### EAR SIMULATOR

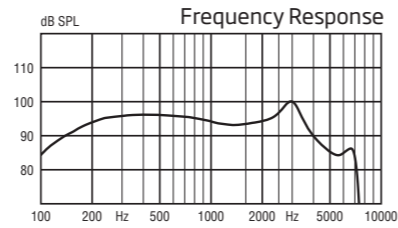
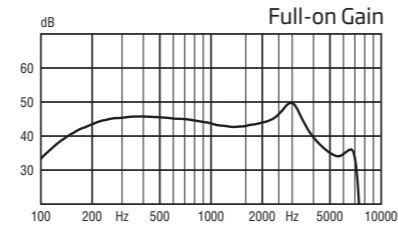
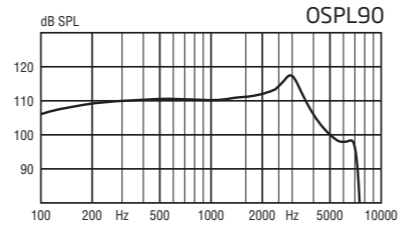
Measured according to IEC 60118-0 (1983) and 60711 (1981) and DIN 45605.



## Oticon | Acto

### 2CC COUPLER

Measured according to ANSI S3.22 (2003) and S3.7 (1995), IEC 60118-7 (2005) and IEC 60318-5 (2006).



OSPL90	Peak	128 dB SPL	118 dB SPL
	1600 Hz	119 dB SPL	111 dB SPL
	Average	117 dB SPL	112 dB SPL
Full-on gain	Peak	60 dB	50 dB
	1600 Hz	52 dB	43 dB
	Average	51 dB	45 dB
Frequency range		100-7400 Hz	100-7300 Hz
Telecoil output (1600 Hz)	1 mA/m field	-	-
	10 mA/m field	-	-
	SPLITS L/R	-	-
Total harmonic distortion	500 Hz	2.0 %	1.0 %
(Input 70 dB SPL)	800 Hz	2.5 %	1.0 %
	1600 Hz	1.5 %	2.0 %
Equivalent input noise level (A)	Omni	21 dB SPL	19 dB SPL
	Dir	-	-
Battery consumption	Quiescent	0.8 mA	0.8 mA
	Typical	0.8 mA	0.8 mA

Battery life, calculated, hours\*

100

(Size 10, IEC PR70)

IRIL (IEC 60118-13) GSM/DECT

-28/-33 dB SPL

\*) Based on the standardised battery consumption measurement. The actual battery life depends on battery quality, use pattern, active feature set, hearing loss and sound environment

## ITC

OTICON ACTO PRO  
OTICON ACTO



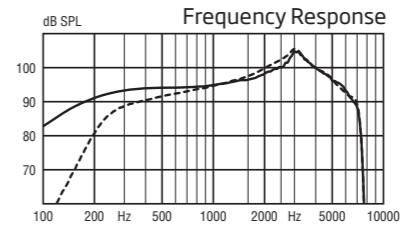
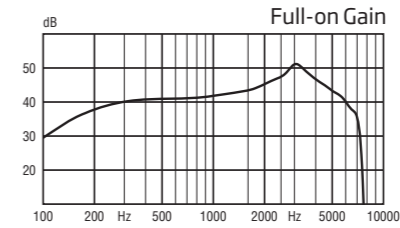
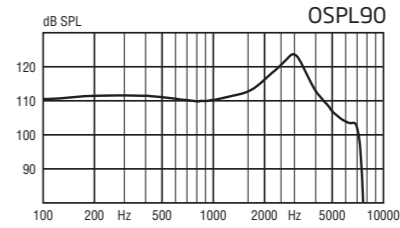
Scale 1:1

### Technical Information

All measurements are made on instruments with NoWax protection. Omnidirectional mode is used unless otherwise stated.

### EAR SIMULATOR

Measured according to IEC 60118-0 (1983) and 60711 (1981) and DIN 45605.



— Acoustic input: 60 dB SPL  
- - - Magnetic input: 31.6 mA/m

OSPL90	Peak	123 dB SPL	113 dB SPL
	1600 Hz	113 dB SPL	105 dB SPL
	Average	112 dB SPL	107 dB SPL
Full-on gain	Peak	51 dB	41 dB
	1600 Hz	43 dB	35 dB
	Average	43 dB	37 dB
Frequency range		100-7400 Hz	100-7200 Hz
Telecoil output (1600 Hz)	1 mA/m field	74 dB SPL	-
	10 mA/m field	94 dB SPL	-
	SPLITS L/R	-	87/87 dB SPL
Total harmonic distortion	500 Hz	0.8 %	0.6 %
(Input 70 dB SPL)	800 Hz	1.0 %	0.6 %
	1600 Hz	1.0 %	0.6 %
Equivalent input noise level (A)	Omni	19 dB SPL	17 dB SPL
	Dir	28 dB SPL	26 dB SPL
Battery consumption	Quiescent	1.1 (0.9*) mA	1.1 (0.9*) mA
	Typical	1.2 (1.0*) mA	1.2 (1.0*) mA

Battery life, calculated, hours\*\*

117

(Size 312, IEC PR41)

IRIL (IEC 60118-13) GSM/DECT

-38/-17 dB SPL

(\*) For non-wireless instruments

(\*\*) Based on the standardised battery consumption measurement. The actual battery life depends on battery quality, use pattern, active feature set, hearing loss and sound environment

## Oticon | Acto



## ITC POWER OMNI

OTICON ACTO PRO  
OTICON ACTO



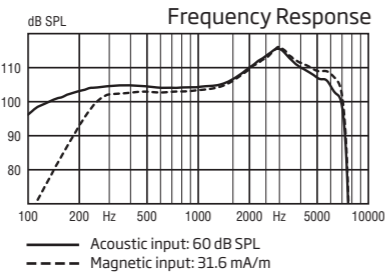
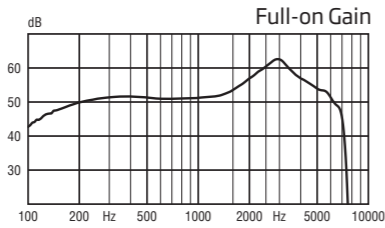
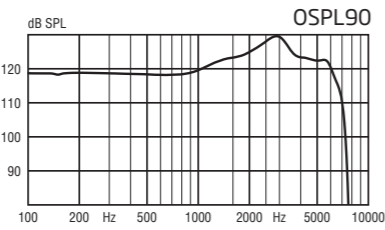
Scale 1:1

### Technical Information

All measurements are made on instruments with NoWax protection. Omnidirectional mode is used unless otherwise stated.

### EAR SIMULATOR

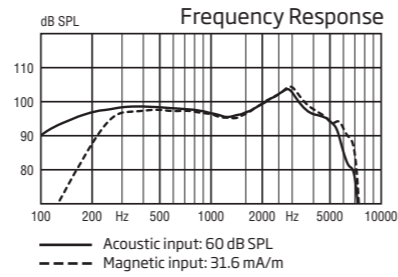
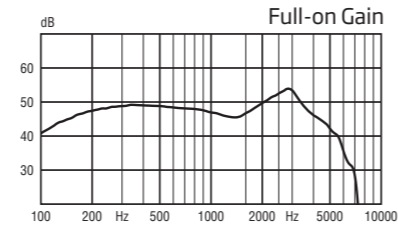
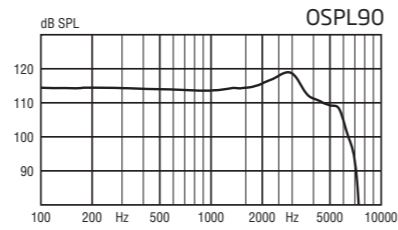
Measured according to IEC 60118-0 (1983) and 60711 (1981) and DIN 45605.



## Oticon | Acto

### 2CC COUPLER

Measured according to ANSI S3.22 (2003) and S3.7 (1995), IEC 60118-7 (2005) and IEC 60318-5 (2006).



OSPL90	Peak	129 dB SPL	119 dB SPL
	1600 Hz	122 dB SPL	114 dB SPL
	Average	120 dB SPL	115 dB SPL
Full-on gain	Peak	62 dB	54 dB
	1600 Hz	54 dB	46 dB
	Average	53 dB	49 dB
Frequency range		100-7000 Hz	100-6500 Hz
Telecoil output (1600 Hz)	1 mA/m field	84 dB SPL	-
	10 mA/m field	104 dB SPL	-
	SPLITS L/R	-	95/95 dB SPL
Total harmonic distortion	500 Hz	2.0 %	1.0 %
(Input 70 dB SPL)	800 Hz	2.0 %	1.0 %
	1600 Hz	2.0 %	1.0 %
Equivalent input noise level (A)	Omni	23 dB SPL	19 dB SPL
	Dir	-	-
Battery consumption	Quiescent	0.8 mA	1.0 mA
	Typical	0.8 mA	1.0 mA

Battery life, calculated, hours\*

175

(Size 312, IEC PR41)

IRIL (IEC 60118-13) GSM/DECT

-44/-17 dB SPL

\*) Based on the standardised battery consumption measurement. The actual battery life depends on battery quality, use pattern, active feature set, hearing loss and sound environment

## ITC POWER DIR

OTICON ACTO PRO  
OTICON ACTO



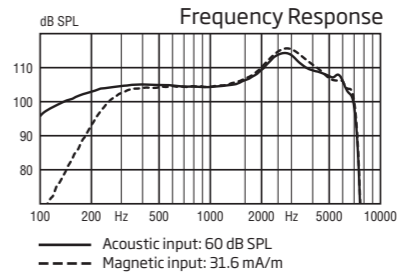
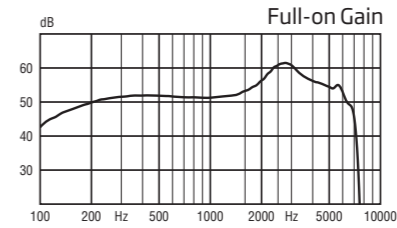
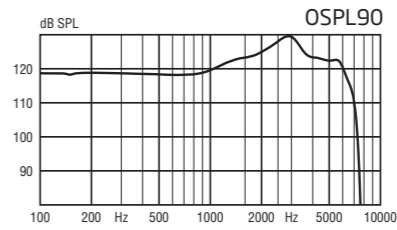
Scale 1:1

### Technical Information

All measurements are made on instruments with NoWax protection. Omnidirectional mode is used unless otherwise stated.

### EAR SIMULATOR

Measured according to IEC 60118-0 (1983) and 60711 (1981) and DIN 45605.



OSPL90	Peak	130 dB SPL	120 dB SPL
	1600 Hz	123 dB SPL	114 dB SPL
	Average	121 dB SPL	115 dB SPL
Full-on gain	Peak	62 dB	54 dB
	1600 Hz	54 dB	46 dB
	Average	53 dB	49 dB
Frequency range		100-7500 Hz	100-7000 Hz
Telecoil output (1600 Hz)	1 mA/m field	84 dB SPL	-
	10 mA/m field	104 dB SPL	-
	SPLITS L/R	-	95/95 dB SPL
Total harmonic distortion	500 Hz	2.5 %	1.0 %
(Input 70 dB SPL)	800 Hz	2.5 %	1.0 %
	1600 Hz	1.0 %	0.5 %
Equivalent input noise level (A)	Omni	21 dB SPL	17 dB SPL
	Dir	31 dB SPL	28 dB SPL
Battery consumption	Quiescent	1.0 mA	1.1 mA
	Typical	1.0 mA	1.1 mA

Battery life, calculated, hours\*

140

(Size 312, IEC PR41)

IRIL (IEC 60118-13) GSM/DECT

-45/-23 dB SPL

\*) Based on the standardised battery consumption measurement. The actual battery life depends on battery quality, use pattern, active feature set, hearing loss and sound environment

## Oticon | Acto



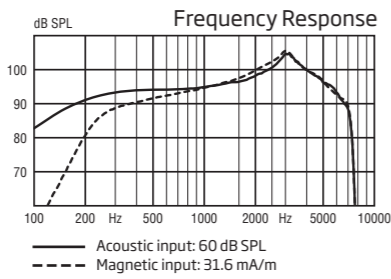
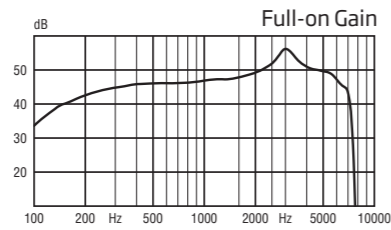
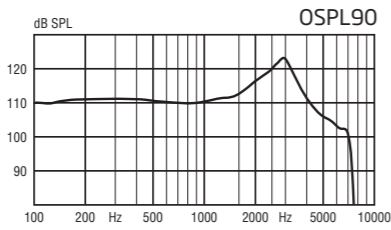
Scale 1:1

**Technical Information**

All measurements are made on instruments with NoWax protection. Omnidirectional mode is used unless otherwise stated.

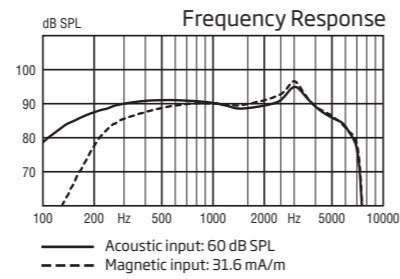
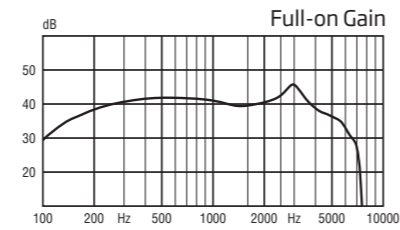
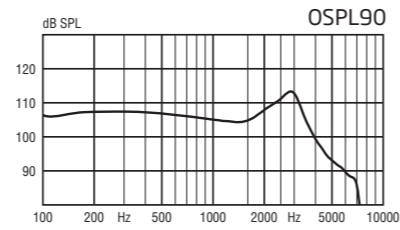
**EAR SIMULATOR**

Measured according to IEC 60118-0 (1983) and 60711 (1981) and DIN 45605.



**2CC COUPLER**

Measured according to ANSI S3.22 (2003) and S3.7 (1995), IEC 60118-7 (2005) and IEC 60318-5 (2006).



OSPL90	Peak	123 dB SPL	113 dB SPL
	1600 Hz	113 dB SPL	105 dB SPL
Full-on gain	Average	112 dB SPL	107 dB SPL
	Peak	56 dB	46 dB
Full-on gain	1600 Hz	48 dB	40 dB
	Average	47 dB	41 dB
Frequency range		100-7400 Hz	100-7200 Hz
Telecoil output (1600 Hz)	1 mA/m field	79 dB SPL	-
	10 mA/m field	99 dB SPL	-
SPLITS L/R		-	87/87 dB SPL
	Total harmonic distortion		
(Input 70 dB SPL)	500 Hz	0.7 %	0.5 %
	800 Hz	0.8 %	0.4 %
	1600 Hz	0.7 %	0.4 %
Equivalent input noise level (A)	Omni	20 dB SPL	17 dB SPL
	Dir	27 dB SPL	25 dB SPL
Battery consumption	Quiescent	1.1 (0.9*) mA	1.2 (1.0*) mA
	Typical	1.2 (1.0*) mA	1.3 (1.1*) mA

Battery life, calculated, hours\*\*

117

(Size 312, IEC PR41)

IRIL (IEC 60118-13) GSM/DECT

-43/-21 dB SPL

(\*) For non-wireless instruments

(\*\*) Based on the standardised battery consumption measurement. The actual battery life depends on battery quality, use pattern, active feature set, hearing loss and sound environment

## People First

People First is our promise to empower people to communicate freely, interact naturally and participate actively.