



	More 1	More 2	More 3	
Speech Understanding	MoreSound Intelligence™	Level 1	Level 2	Level 3
	- Environment configuration	5 Options	5 Options	3 Options
	- Virtual Outer Ear	3 Configurations	1 Configuration	1 Configuration
	- Spatial Balancer	100%	60%	60%
	- Neural Noise Suppression, Difficult / Easy	10 dB / 4 dB	6 dB / 2 dB	6 dB / 0 dB
	- Sound Enhancer	3 Configurations	2 Configurations	1 Configuration
	MoreSound Amplifier™	•	•	•
	Feedback Prevention	MoreSound Optimizer™ & Feedback shield	MoreSound Optimizer™ & Feedback shield	MoreSound Optimizer™ & Feedback shield
	Spatial Sound™	4 Estimators	2 Estimators	2 Estimators
	Soft Speech Booster	•	•	•
Sound Quality	Frequency lowering	Speech Rescue™	Speech Rescue™	Speech Rescue™
	Clear Dynamics	•	•	-
	Better-Ear Priority	•	•	-
	Fitting Bandwidth	10 kHz	8 kHz	8 kHz
	Bass Boost (streaming)	•	•	•
	Processing Channels	64	48	48
Listening Comfort	Transient Noise Management	4 configurations	3 configurations	3 configurations
	Wind Noise Management	•	•	•
Personalisation & Optimising Fitting	Fitting Bands*	24	20	18
	Multiple Directionality options	•	•	•
	Adaptation Management	•	•	•
	Fitting Formulas	VAC+, NAL-NL1/ NAL-NL2, DSL 5.0	VAC+, NAL-NL1/ NAL-NL2, DSL 5.0	VAC+, NAL-NL1/ NAL-NL2, DSL 5.0
Connecting to the world	Hands-free communication**	•	•	•
	Direct streaming***	•	•	•
	Oticon ON app & Oticon RemoteCare app	•	•	•
	ConnectClip	•	•	•
	EduMic	•	•	•
	Remote Control 3.0	•	•	•
	TV Adapter 3.0	•	•	•
	Phone Adapter 2.0	•	•	•
	Tinnitus SoundSupport™	•	•	•
	CROS/BiCROS support	•	•	•

* Bandwidth accessible for gain adjustments during fitting
 ** Available for Oticon More from FW 1.3 with selected iPhone models
 *** From iPhone, iPad, iPod touch, and selected Android™ devices

Operating Conditions
 Temperature: +1°C to +40°C (34°F to 104°F)
 Humidity: 5% to 93% relative humidity, non-condensing
 Atmospheric pressure: 700 hPa to 1060 hPa

Storage and transportation conditions
 Temperature and humidity should not exceed the below limits for extended periods during transportation and storage.

Transportation
 Temperature: -25°C to +60°C (-13°F to 140°F)
 Humidity: 5% to 93% relative humidity, non-condensing
 Atmospheric pressure: 700 hPa to 1060 hPa

Storage
 Temperature: -25°C to +60°C (-13°F to 140°F)
 Humidity: 5% to 93% relative humidity, non-condensing
 Atmospheric pressure: 700 hPa to 1060 hPa

Apple, the Apple logo, iPhone, iPad, and iPod touch are trademarks of Apple Inc., registered in the U.S. and other countries.

Oticon More™ miniBTE T is small in size and fits most ears. It comes with an LED-light for easy handling. The style features telecoil and a single push-button, and it is powered by a disposable zinc-air battery. It is a Made for iPhone hearing aid and compatible with the new Android protocol for Audio Streaming for Hearing Aids (ASHA) – making it possible to stream directly from iPhone, iPad, iPod touch and selected Android™ devices.

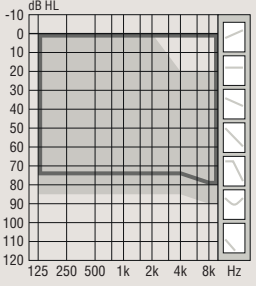

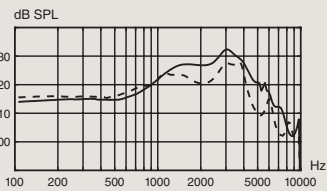
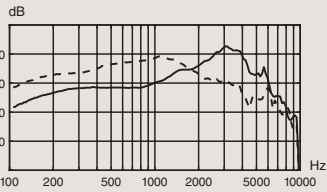
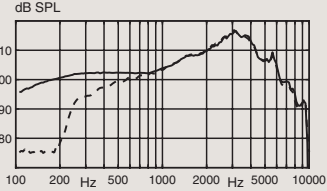
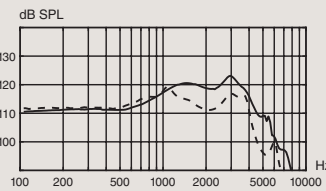
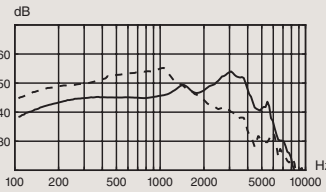
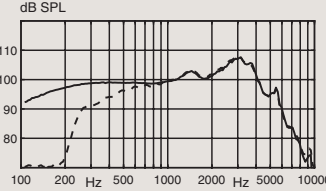
MoreSound Intelligence™ creates a more precise and natural representation of individual sounds with clearer and more distinct contrasts providing access to all relevant sounds.

MoreSound Amplifier™ analyses details in sound, and optimally amplifies them for the brain to have access to relevant information.

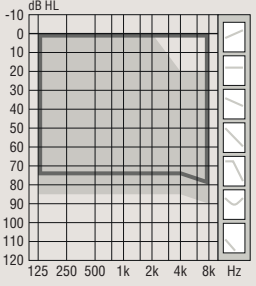

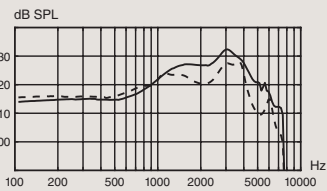
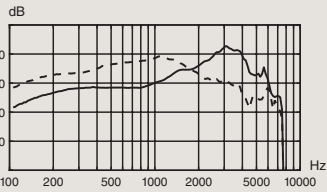
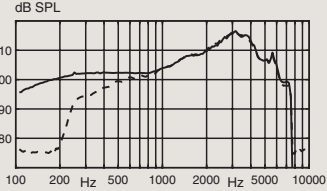
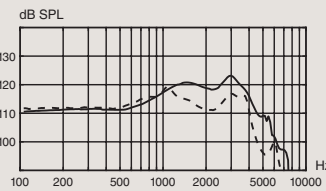
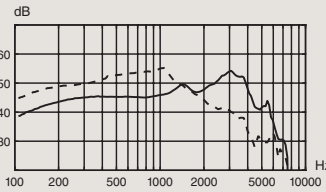
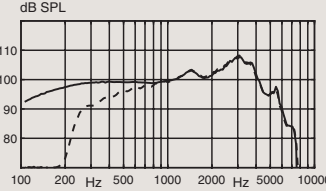
Oticon More is built on the innovative Polaris™ platform, which uses a Deep Neural Network to rapidly and optimally manage incoming sounds based on individual needs. New features can be added and updates performed wirelessly.



For information on compatibility, please visit www.oticon.global/compatibility

		Ear Simulator Measured according to IEC 60118-0:1983/AMD1:1994, IEC 60118-0:2015, IEC 60118-1:1995+AMD1:1998 CSV and IEC 60318-4:2010	2CC Coupler Measured according to ANSI S3.22-2014, IEC 60118-0:2015 and IEC 60318-5:2006
 <p>85</p>  <p>Hook Corda minifit</p> <p>Technical information Omnidirectional mode is used unless otherwise stated.</p>		<p>OSPL90</p>  <p>Full-on gain</p>  <p>Frequency response</p> 	<p>OSPL90</p>  <p>Full-on gain</p>  <p>Frequency response</p> 
		<p>Standard tube Thin tube (size 1.3)</p> <p>Acoustic input: 60 dB SPL Magnetic input: 31.6 mA/m</p>	<p>Standard tube Thin tube (size 1.3)</p> <p>Acoustic input: 60 dB SPL Magnetic input: 31.6 mA/m</p>
OSPL90	Peak 1600 Hz HFA-OSPL90	132 (128 ¹) dB SPL 127 (123 ¹) dB SPL 126 (122 ¹) dB SPL	123 (119 ¹) dB SPL 120 (114 ¹) dB SPL 119 (115 ¹) dB SPL
Full-on gain ²	Peak 1600 Hz HFA-FOG	63 (59 ¹) dB 55 (56 ¹) dB 55 (55 ¹) dB	54 (55 ¹) dB 48 (48 ¹) dB 48 (48 ¹) dB
Reference test gain		48 dB	42 dB
Frequency range		100-9500 Hz	100-7300 Hz
Telecoil output	1 mA/m field (1600 Hz) 10 mA/m field (1600 Hz) HFA SPLITS L/R	86 dB SPL 106 dB SPL -	- - 100/100 dB SPL
Total harmonic distortion (Input 70 dB SPL)	500 Hz 800 Hz 1600 Hz	< 4 % < 4 % < 2 %	< 4 % < 3 % < 2 %
Equivalent input noise level	Omni Dir	18 dB SPL 28 dB SPL	17 dB SPL 29 dB SPL
Battery consumption ³	Typical Quiescent	1.9 mA 1.9 mA	2.0 mA 1.9 mA
Battery life, artificial measurement, hours ⁴		95	90
Expected battery life, hours (battery size 312 - IEC PR41) ⁵		50-55	

1) For instruments fitted with Corda miniFit Power
 2) Measured with the gain control of the hearing aids set to their full-on position minus 20 dB and with an input SPL of 70 dB. This is to obtain a gain response equal to the full-on gain response from e.g. IEC 60118-0:1983+A1:1994 but without influence of feedback.
 3) Battery current is measured according to IEC 60118-0:1983/AMD1:1994 §7.11, IEC 60118-0:2015 §7.7 and ANSI S3.22:2014 §6.13 after a settling time of minimum 3 minutes.
 4) Based on the standardised battery consumption measurement (IEC 60118-0:1983/AMD1:1994). The actual battery life depends on battery quality, use pattern, active feature set, hearing loss and sound environment.
 5) Real usage battery life is shown as an estimated interval based on mixed use cases with variable amplification settings and variable input levels, incl. direct stereo streaming from a TV (25% of the time) and streaming from a mobile phone (6% of the time).

		Ear Simulator Measured according to IEC 60118-0:1983/AMD1:1994, IEC 60118-0:2015, IEC 60118-1:1995+AMD1:1998 CSV and IEC 60318-4:2010	2CC Coupler Measured according to ANSI S3.22-2014, IEC 60118-0:2015 and IEC 60318-5:2006
 <p>85</p>  <p>Hook Corda minifit</p> <p>Technical information Omnidirectional mode is used unless otherwise stated.</p>		<p>OSPL90</p>  <p>Full-on gain</p>  <p>Frequency response</p> 	<p>OSPL90</p>  <p>Full-on gain</p>  <p>Frequency response</p> 
		<p>Standard tube Thin tube (size 1.3)</p> <p>Acoustic input: 60 dB SPL Magnetic input: 31.6 mA/m</p>	<p>Standard tube Thin tube (size 1.3)</p> <p>Acoustic input: 60 dB SPL Magnetic input: 31.6 mA/m</p>
OSPL90	Peak 1600 Hz HFA-OSPL90	132 (128 ¹) dB SPL 127 (123 ¹) dB SPL 126 (122 ¹) dB SPL	123 (119 ¹) dB SPL 121 (114 ¹) dB SPL 119 (115 ¹) dB SPL
Full-on gain ²	Peak 1600 Hz HFA-FOG	63 (59 ¹) dB 55 (56 ¹) dB 55 (55 ¹) dB	54 (55 ¹) dB 48 (48 ¹) dB 48 (48 ¹) dB
Reference test gain		48 dB	42 dB
Frequency range		100-7500 Hz	100-7300 Hz
Telecoil output	1 mA/m field (1600 Hz) 10 mA/m field (1600 Hz) HFA SPLITS L/R	86 dB SPL 106 dB SPL -	- - 100/100 dB SPL
Total harmonic distortion (Input 70 dB SPL)	500 Hz 800 Hz 1600 Hz	< 4 % < 4 % < 2 %	< 4 % < 3 % < 2 %
Equivalent input noise level	Omni Dir	18 dB SPL 28 dB SPL	17 dB SPL 29 dB SPL
Battery consumption ³	Typical Quiescent	1.9 mA 1.9 mA	2.0 mA 1.9 mA
Battery life, artificial measurement, hours ⁴		95	90
Expected battery life, hours (battery size 312 - IEC PR41) ⁵		50-55	

1) For instruments fitted with Corda miniFit Power
 2) Measured with the gain control of the hearing aids set to their full-on position minus 20 dB and with an input SPL of 70 dB. This is to obtain a gain response equal to the full-on gain response from e.g. IEC 60118-0:1983+A1:1994 but without influence of feedback.
 3) Battery current is measured according to IEC 60118-0:1983/AMD1:1994 §7.11, IEC 60118-0:2015 §7.7 and ANSI S3.22:2014 §6.13 after a settling time of minimum 3 minutes.
 4) Based on the standardised battery consumption measurement (IEC 60118-0:1983/AMD1:1994). The actual battery life depends on battery quality, use pattern, active feature set, hearing loss and sound environment.
 5) Real usage battery life is shown as an estimated interval based on mixed use cases with variable amplification settings and variable input levels, incl. direct stereo streaming from a TV (25% of the time) and streaming from a mobile phone (6% of the time).

Headquarters
Oticon A/S
Kongebakken 9
DK-2765 Smørum
Denmark



SBO Hearing A/S
Kongebakken 9
DK-2765 Smørum
Denmark