

# OTICON | Play PX

## Technical data sheet

### miniRITE R

60 85 100 105



	Play PX 1	Play PX 2	
Speech Understanding	MoreSound Intelligence™	Level 1	Level 3
	- Environment configuration	5 Options	3 Options
	- Virtual Outer Ear	3 Configurations	1 Configuration
	- Spatial Balancer	100%	60%
	- Neural Noise Suppression, Difficult / Easy	10 dB / 4 dB	6 dB / 0 dB
	- Sound Enhancer	3 Configurations	1 Configuration
	MoreSound Amplifier™	•	•
	Feedback Prevention	MoreSound Optimizer™ & Feedback shield	MoreSound Optimizer™ & Feedback shield
	Spatial Sound™	4 Estimators	2 Estimators
	Soft Speech Booster	•	•
Frequency lowering	Speech Rescue™	Speech Rescue™	
Sound Quality	Clear Dynamics	•	-
	Better-Ear Priority	•	-
	Fitting Bandwidth*	10 kHz	8 kHz
	Bass Boost (streaming)	•	•
	Processing Channels	64	48
Listening Comfort	Transient Noise Management	4 configurations	3 configurations
	Wind Noise Management	•	•
Optimising Fitting	Fitting Bands	24	18
	REM Autofit	Verifit®LINK, IMC 2**	Verifit®LINK, IMC 2**
	Paediatric Fitting Mode	•	•
	DSL Fitting Range***	•	•
	Fitting Formulas	DSL v5.0, NAL-NL 1/ NAL-NL 2, VAC+	DSL v5.0, NAL-NL 1/ NAL-NL 2, VAC+
Designed for children	LED	•	•
	Biological safe	•	•
	Nano coating	•	•
	Colour options	12	12
	Hands-free communication****	•	•
	Direct streaming*****	•	•
	Edumic	•	•
	Oticon ON app	•	•

\* Bandwidth accessible for gain adjustments during fitting

\*\* Inter Module Communication 2

\*\*\* Available in this Technical Data sheet and Oticon Play PX Product Guide

\*\*\*\* Available for Oticon Play PX from FW 1.1 with selected iPhone models

\*\*\*\*\* From iPhone®, iPad®, iPod touch®, and selected Android™ devices

#### Operating and charging conditions

Temperature: +5°C to +40°C (41°F to 104°F)  
Relative humidity: 5% to 93%, non-condensing  
Atmospheric pressure: 700 hPa to 1060 hPa

#### Storage and transportation conditions

Temperature and humidity should not exceed the below limits for extended periods during transportation and storage.

#### Transport

Temperature: -20°C to +60°C (-4°F to 140°F)  
Relative humidity: 5% to 93%, non-condensing  
Atmospheric pressure: 700 hPa to 1060 hPa

#### Storage

Temperature: -20°C to +30°C (-4°F to 86°F)  
Relative humidity: 5% to 93%, non-condensing  
Atmospheric pressure: 700 hPa to 1060 hPa

Oticon Play PX miniRITE R offers a discreet design powered by a rechargeable lithium-ion battery. The style features telecoil and a double push-button. It is a Made for iPhone® hearing aid and compatible with the new Android™ protocol for Audio Streaming for Hearing Aids (ASHA) - making it possible to stream directly from iPhone, iPad®, iPod touch® and selected Android devices.

MoreSound Intelligence™ creates a more precise and natural representation of individual sounds with clearer and more distinct contrasts providing access to all relevant sounds.

MoreSound Amplifier™ analyses details in sound, and optimally amplifies them for the brain to have access to relevant information.

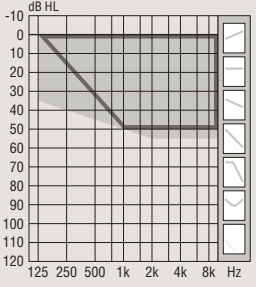

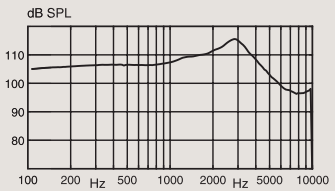
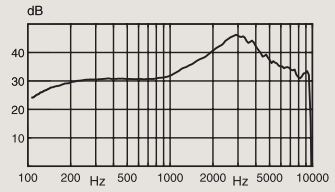
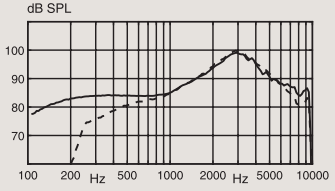
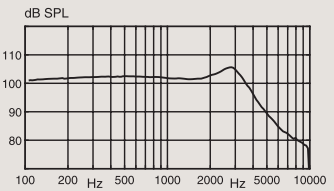
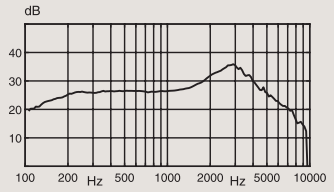
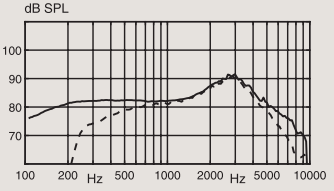
Oticon Play PX is built on the innovative Polaris™ platform, which uses a Deep Neural Network to rapidly and optimally manage incoming sounds based on individual needs. New features can be added and updates performed wirelessly.

Apple, the Apple logo, iPhone, iPad, and iPod touch are trademarks of Apple Inc., registered in the U.S. and other countries.



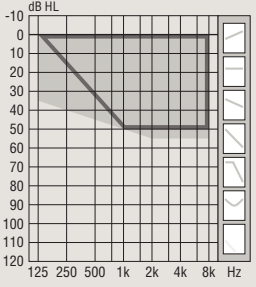

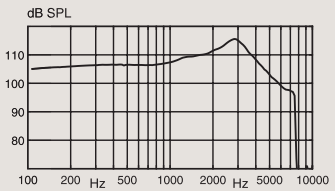
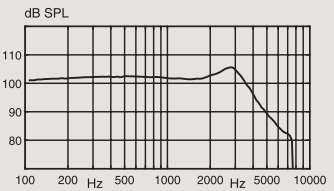
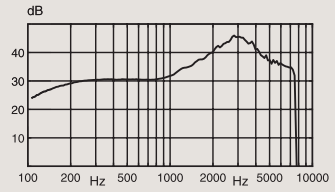
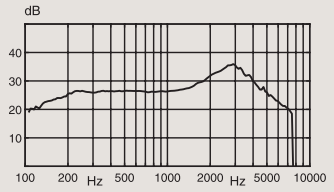
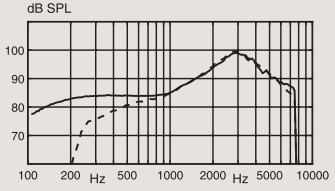
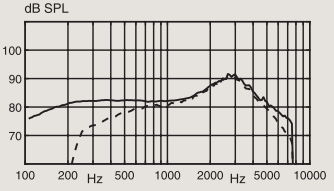
For information on compatibility, please visit [www.oticon.global/compatibility](http://www.oticon.global/compatibility)

**oticon**  
life-changing technology

		<b>Ear Simulator</b> Measured according to IEC 60118-0:1983/AMD1:1994, IEC 60118-0:2015, IEC 60118-1:1995+AMD1:1998 CSV and IEC 60318-4:2010	<b>2CC Coupler</b> Measured according to ANSI S3.22-2014, IEC 60118-0:2015 and IEC 60318-5:2006
 <p>60</p>  <p>DSL Fitting Range</p> <p> <input checked="" type="checkbox"/> Mould, Bass &amp; Power dome  <input type="checkbox"/> OpenBass dome                 </p> <p><b>Technical information</b> Omnidirectional mode is used unless otherwise stated.</p> <p>                     — Acoustic input: 60 dB SPL                      - - - Magnetic input: 31.6 mA/m                 </p>	<p><b>OSPL90</b></p>  <p><b>Full-on gain</b></p>  <p><b>Frequency response</b></p> 	<p><b>OSPL90</b></p>  <p><b>Full-on gain</b></p>  <p><b>Frequency response</b></p> 	
	<p>OSPL90</p> <p>Peak</p> <p>1600 Hz</p> <p>HFA-OSPL90</p>	<p>116 dB SPL</p> <p>110 dB SPL</p> <p>110 dB SPL</p>	<p>106 dB SPL</p> <p>102 dB SPL</p> <p>103 dB SPL</p>
<p>Full-on gain<sup>1</sup></p> <p>Peak</p> <p>1600 Hz</p> <p>HFA-FOG</p>	<p>46 dB</p> <p>37 dB</p> <p>38 dB</p>	<p>36 dB</p> <p>29 dB</p> <p>30 dB</p>	
<p>Reference test gain</p>	<p>31 dB</p>	<p>26 dB</p>	
<p>Frequency range</p>	<p>100-9600 Hz</p>	<p>100-9400 Hz</p>	
<p>Telecoil output (1600 Hz)</p> <p>1 mA/m field</p> <p>10 mA/m field</p> <p>SPLITS L/R</p>	<p>68 dB SPL</p> <p>88 dB SPL</p> <p>-</p>	<p>-</p> <p>-</p> <p>83/83 dB SPL</p>	
<p>Total harmonic distortion (Input 70 dB SPL)</p> <p>500 Hz</p> <p>800 Hz</p> <p>1600 Hz</p>	<p>&lt; 2 %</p> <p>&lt; 3 %</p> <p>&lt; 2 %</p>	<p>&lt; 2 %</p> <p>&lt; 2 %</p> <p>&lt; 2 %</p>	
<p>Equivalent input noise level</p> <p>Omni</p> <p>Dir</p>	<p>18 dB SPL</p> <p>26 dB SPL</p>	<p>17 dB SPL</p> <p>28 dB SPL</p>	
<p>Battery</p>	<p>Lithium-Ion</p>	<p>Lithium-Ion</p>	
<p>Expected operating time, hours<sup>2</sup></p>	<p>24</p>		

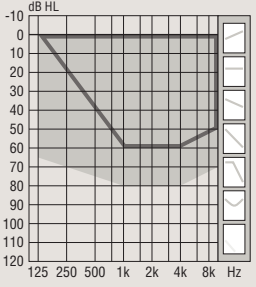

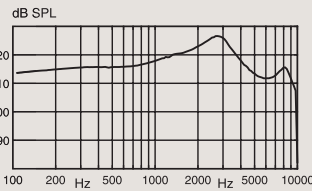
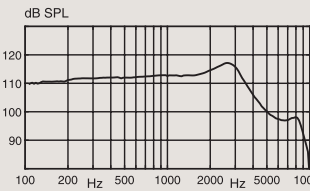
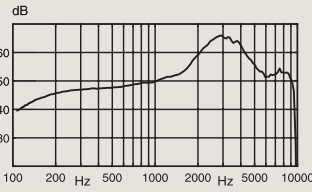
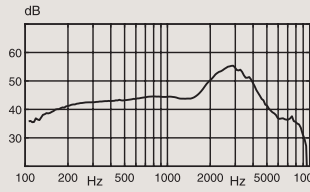
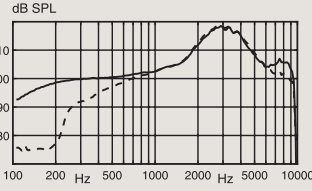
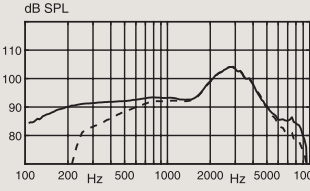
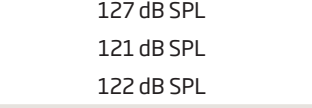
1) Measured with the gain control of the hearing aids set to their full-on position minus 20 dB and with an input SPL of 70 dB. This is to obtain a gain response equal to the full-on gain response from e.g. IEC 60118-0:1983+A1:1994 but without influence of feedback.

2) Expected operating time for rechargeable battery depends on use pattern, active feature set, hearing loss, sound environment, battery age and use of wireless accessories.

		<b>Ear Simulator</b> Measured according to IEC 60118-0:1983/AMD1:1994, IEC 60118-0:2015, IEC 60118-1:1995+AMD1:1998 CSV and IEC 60318-4:2010	<b>2CC Coupler</b> Measured according to ANSI S3.22-2014, IEC 60118-0:2015 and IEC 60318-5:2006
 <p>60</p> <p>DSL Fitting Range</p> <p> <input checked="" type="checkbox"/> Mould, Bass &amp; Power dome  <input type="checkbox"/> OpenBass dome                 </p> <p><b>Technical information</b> Omnidirectional mode is used unless otherwise stated.</p>		<b>OSPL90</b> 	<b>OSPL90</b> 
		<b>Full-on gain</b> 	<b>Full-on gain</b> 
	<b>Frequency response</b>  <p>                     — Acoustic input: 60 dB SPL                      - - - Magnetic input: 31.6 mA/m                 </p>	<b>Frequency response</b> 	
OSPL90	Peak	116 dB SPL	106 dB SPL
	1600 Hz	110 dB SPL	102 dB SPL
	HFA-OSPL90	110 dB SPL	103 dB SPL
Full-on gain <sup>1</sup>	Peak	46 dB	36 dB
	1600 Hz	37 dB	29 dB
	HFA-FOG	38 dB	30 dB
Reference test gain		31 dB	26 dB
Frequency range		100-7500 Hz	100-7500 Hz
Telecoil output (1600 Hz)	1 mA/m field	68 dB SPL	-
	10 mA/m field	88 dB SPL	-
	SPLITS L/R	-	83/83 dB SPL
Total harmonic distortion (Input 70 dB SPL)	500 Hz	< 2 %	< 2 %
	800 Hz	< 3 %	< 2 %
	1600 Hz	< 2 %	< 2 %
Equivalent input noise level	Omni	19 dB SPL	17 dB SPL
	Dir	26 dB SPL	29 dB SPL
Battery		Lithium-Ion	Lithium-Ion
Expected operating time, hours <sup>2</sup>		24	

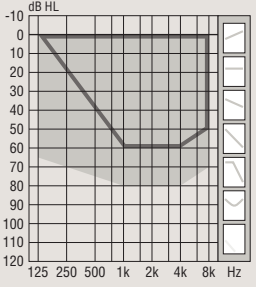

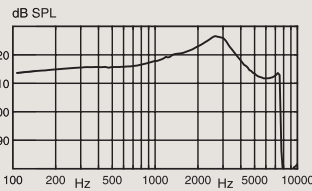
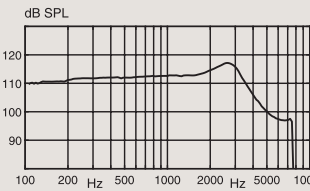
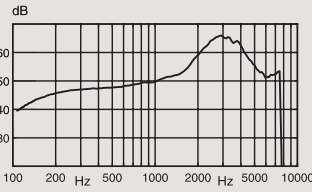
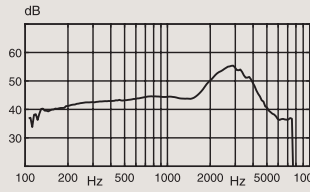
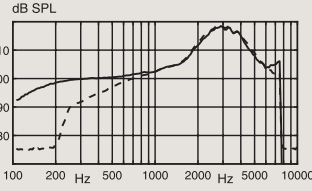
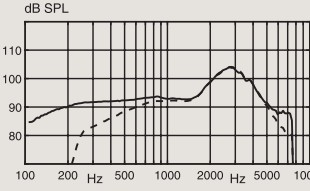
1) Measured with the gain control of the hearing aids set to their full-on position minus 20 dB and with an input SPL of 70 dB. This is to obtain a gain response equal to the full-on gain response from e.g. IEC 60118-0:1983+A1:1994 but without influence of feedback.

2) Expected operating time for rechargeable battery depends on use pattern, active feature set, hearing loss, sound environment, battery age and use of wireless accessories.

		<b>Ear Simulator</b> Measured according to IEC 60118-0:1983/AMD1:1994, IEC 60118-0:2015, IEC 60118-1:1995+AMD1:1998 CSV and IEC 60318-4:2010	<b>2CC Coupler</b> Measured according to ANSI S3.22-2014, IEC 60118-0:2015 and IEC 60318-5:2006
 <p>85</p>  <p>DSL Fitting Range</p> <p>■ Mould, Bass &amp; Power dome □ OpenBass dome</p> <p><b>Technical information</b> Omnidirectional mode is used unless otherwise stated.</p>		<b>OSPL90</b> 	<b>OSPL90</b> 
		<b>Full-on gain</b> 	<b>Full-on gain</b> 
		<b>Frequency response</b>  <p>— Acoustic input: 60 dB SPL - - - Magnetic input: 31.6 mA/m</p>	<b>Frequency response</b> 
			
OSPL90	Peak	127 dB SPL	117 dB SPL
	1600 Hz	121 dB SPL	113 dB SPL
	HFA-OSPL90	122 dB SPL	114 dB SPL
Full-on gain <sup>1</sup>	Peak	66 dB	55 dB
	1600 Hz	53 dB	45 dB
	HFA-FOG	56 dB	48 dB
Reference test gain		46 dB	37 dB
Frequency range		100-9500 Hz	100-8900 Hz
Telecoil output (1600 Hz)	1 mA/m field	84 dB SPL	-
	10 mA/m field	104 dB SPL	-
	SPLITS L/R	-	94/94 dB SPL
Total harmonic distortion (Input 70 dB SPL)	500 Hz	< 2 %	< 2 %
	800 Hz	< 4 %	< 2 %
	1600 Hz	< 5 %	< 2 %
Equivalent input noise level	Omni	21 dB SPL	18 dB SPL
	Dir	29 dB SPL	28 dB SPL
Battery		Lithium-Ion	Lithium-Ion
Expected operating time, hours <sup>2</sup>		24	

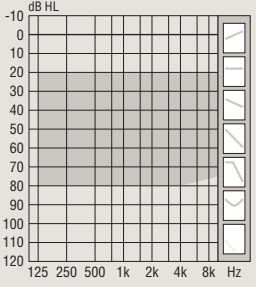

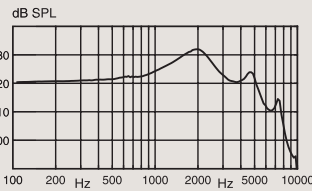
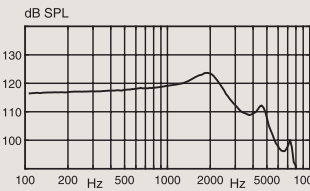
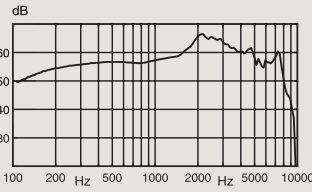
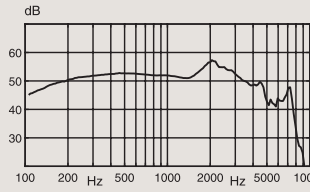
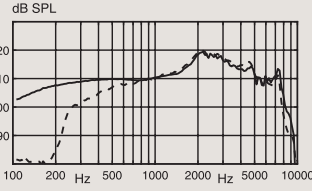
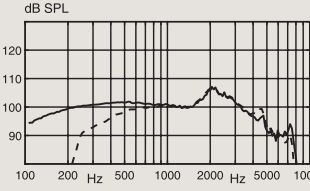
1) Measured with the gain control of the hearing aids set to their full-on position minus 20 dB and with an input SPL of 70 dB. This is to obtain a gain response equal to the full-on gain response from e.g. IEC 60118-0:1983+A1:1994 but without influence of feedback.

2) Expected operating time for rechargeable battery depends on use pattern, active feature set, hearing loss, sound environment, battery age and use of wireless accessories.

		Ear Simulator Measured according to IEC 60118-0:1983/AMD1:1994, IEC 60118-0:2015, IEC 60118-1:1995+AMD1:1998 CSV and IEC 60318-4:2010	2CC Coupler Measured according to ANSI S3.22-2014, IEC 60118-0:2015 and IEC 60318-5:2006
 <p>85</p> <p>DSL Fitting Range</p> <p> <input checked="" type="checkbox"/> Mould, Bass &amp; Power dome  <input type="checkbox"/> OpenBass dome         </p> <p><b>Technical information</b> Omnidirectional mode is used unless otherwise stated.</p>		<p><b>OSPL90</b></p> 	<p><b>OSPL90</b></p> 
		<p><b>Full-on gain</b></p> 	<p><b>Full-on gain</b></p> 
	<p><b>Frequency response</b></p>  <p>           — Acoustic input: 60 dB SPL            - - - Magnetic input: 31.6 mA/m         </p>	<p><b>Frequency response</b></p> 	
OSPL90	Peak	127 dB SPL	117 dB SPL
	1600 Hz	121 dB SPL	113 dB SPL
	HFA-OSPL90	122 dB SPL	114 dB SPL
Full-on gain <sup>1</sup>	Peak	66 dB	55 dB
	1600 Hz	53 dB	45 dB
	HFA-FOG	56 dB	48 dB
Reference test gain		46 dB	37 dB
Frequency range		100-7500 Hz	100-7500 Hz
Telecoil output (1600 Hz)	1 mA/m field	84 dB SPL	-
	10 mA/m field	104 dB SPL	-
	SPLITS L/R	-	94/94 dB SPL
Total harmonic distortion (Input 70 dB SPL)	500 Hz	< 2 %	< 2 %
	800 Hz	< 4 %	< 2 %
	1600 Hz	< 5 %	< 2 %
Equivalent input noise level	Omni	22 dB SPL	18 dB SPL
	Dir	29 dB SPL	27 dB SPL
Battery		Lithium-Ion	Lithium-Ion
Expected operating time, hours <sup>2</sup>		24	


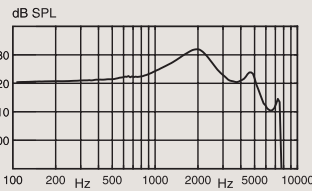
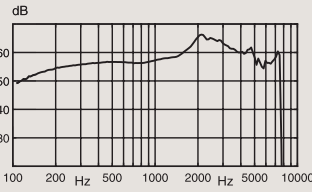
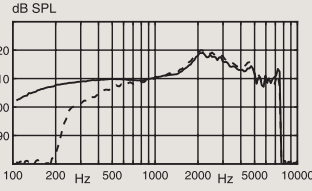
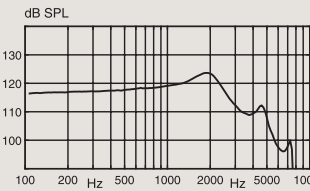
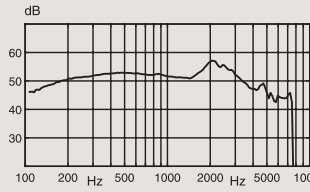
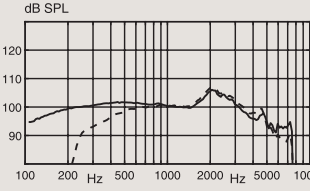
1) Measured with the gain control of the hearing aids set to their full-on position minus 20 dB and with an input SPL of 70 dB. This is to obtain a gain response equal to the full-on gain response from e.g. IEC 60118-0:1983+A1:1994 but without influence of feedback.

2) Expected operating time for rechargeable battery depends on use pattern, active feature set, hearing loss, sound environment, battery age and use of wireless accessories.

		Ear Simulator Measured according to IEC 60118-0:1983/AMD1:1994, IEC 60118-0:2015, IEC 60118-1:1995+AMD1:1998 CSV and IEC 60318-4:2010	2CC Coupler Measured according to ANSI S3.22-2014, IEC 60118-0:2015 and IEC 60318-5:2006
 <p>DSL Fitting Range</p> <p>Power flex mould, Bass &amp; Power dome</p>		<p>OSPL90</p> 	<p>OSPL90</p> 
		<p>Full-on gain</p> 	<p>Full-on gain</p> 
<p><b>Technical information</b> Omnidirectional mode is used unless otherwise stated.</p> <p><b>Warning to the hearing aid dispenser</b> The maximum output capability of the hearing aid may exceed 132 dB SPL (IEC 711). Special care should be exercised in selecting and fitting the hearing aid, as there may be risk of impairing the remaining hearing of the hearing aid user.</p> <p>— Acoustic input: 60 dB SPL - - - Magnetic input: 31.6 mA/m</p>		<p>Frequency response</p> 	<p>Frequency response</p> 
OSPL90	Peak 1600 Hz HFA-OSPL90	132 dB SPL 130 dB SPL 127 dB SPL	124 dB SPL 122 dB SPL 120 dB SPL
Full-on gain <sup>1</sup>	Peak 1600 Hz HFA-FOG	66 dB 60 dB 61 dB	57 dB 52 dB 53 dB
Reference test gain		53 dB	42 dB
Frequency range		100-8900 Hz	100-7500 Hz
Telecoil output (1600 Hz)	1 mA/m field	91 dB SPL	-
	10 mA/m field	111 dB SPL	-
	SPLITS L/R	-	100/100 dB SPL
Total harmonic distortion (Input 70 dB SPL)	500 Hz	< 9 %	< 2 %
	800 Hz	< 6 %	< 2 %
	1600 Hz	< 3 %	< 2 %
Equivalent input noise level	Omni	17 dB SPL	16 dB SPL
	Dir	26 dB SPL	28 dB SPL
Battery		Lithium-Ion	Lithium-Ion
Expected operating time, hours <sup>2</sup>		24	

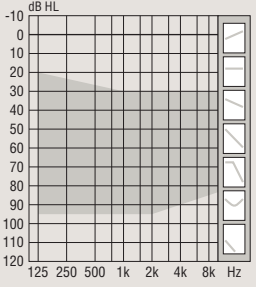

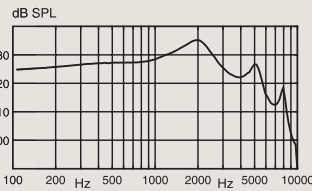
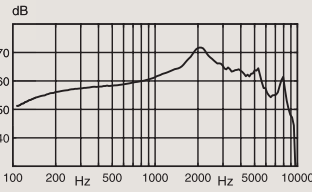
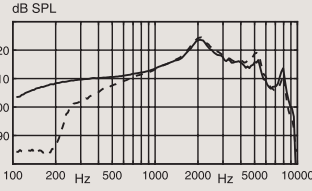
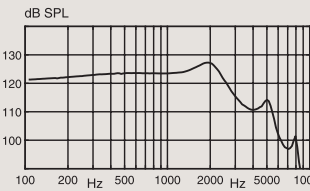
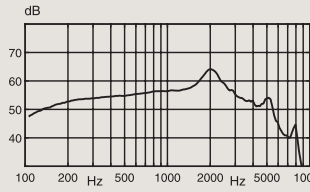
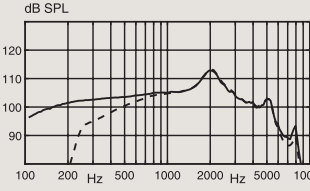
1) Measured with the gain control of the hearing aids set to their full-on position minus 20 dB and with an input SPL of 70 dB. This is to obtain a gain response equal to the full-on gain response from e.g. IEC 60118-0:1983+A1:1994 but without influence of feedback.

2) Expected operating time for rechargeable battery depends on use pattern, active feature set, hearing loss, sound environment, battery age and use of wireless accessories.

		Ear Simulator Measured according to IEC 60118-0:1983/AMD1:1994, IEC 60118-0:2015, IEC 60118-1:1995+AMD1:1998 CSV and IEC 60318-4:2010	2CC Coupler Measured according to ANSI S3.22-2014, IEC 60118-0:2015 and IEC 60318-5:2006
 <p>100</p> <p>DSL Fitting Range</p> <p>Power flex mould, Bass &amp; Power dome</p>		<p>OSPL90</p>  <p>Full-on gain</p>  <p>Frequency response</p> 	<p>OSPL90</p>  <p>Full-on gain</p>  <p>Frequency response</p> 
	<p>— Acoustic input: 60 dB SPL</p> <p>- - - Magnetic input: 31.6 mA/m</p>		
OSPL90	Peak	132 dB SPL	124 dB SPL
	1600 Hz	130 dB SPL	122 dB SPL
	HFA-OSPL90	127 dB SPL	120 dB SPL
Full-on gain <sup>1</sup>	Peak	66 dB	57 dB
	1600 Hz	60 dB	52 dB
	HFA-FOG	61 dB	53 dB
Reference test gain		53 dB	42 dB
Frequency range		100-7500 Hz	100-7500 Hz
Telecoil output (1600 Hz)	1 mA/m field	91 dB SPL	-
	10 mA/m field	111 dB SPL	-
	SPLITS L/R	-	100/100 dB SPL
Total harmonic distortion (Input 70 dB SPL)	500 Hz	< 9 %	< 2 %
	800 Hz	< 6 %	< 2 %
	1600 Hz	< 3 %	< 2 %
Equivalent input noise level	Omni	17 dB SPL	17 dB SPL
	Dir	26 dB SPL	29 dB SPL
Battery		Lithium-Ion	Lithium-Ion
Expected operating time, hours <sup>2</sup>		24	

1) Measured with the gain control of the hearing aids set to their full-on position minus 20 dB and with an input SPL of 70 dB. This is to obtain a gain response equal to the full-on gain response from e.g. IEC 60118-0:1983+A1:1994 but without influence of feedback.


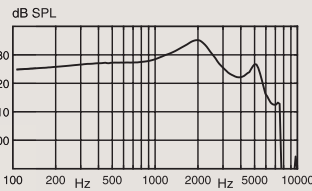
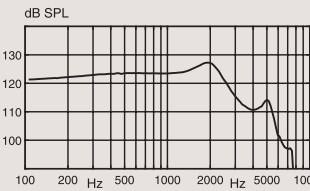
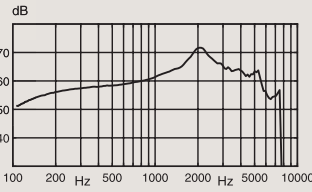
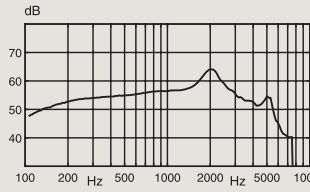
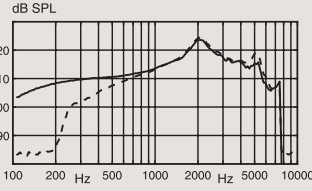
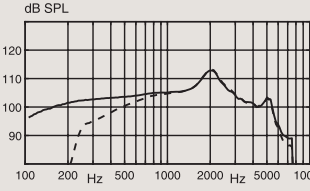
2) Expected operating time for rechargeable battery depends on use pattern, active feature set, hearing loss, sound environment, battery age and use of wireless accessories.

		Ear Simulator Measured according to IEC 60118-0:1983/AMD1:1994, IEC 60118-0:2015, IEC 60118-1:1995+AMD1:1998 CSV and IEC 60318-4:2010	2CC Coupler Measured according to ANSI S3.22-2014, IEC 60118-0:2015 and IEC 60318-5:2006	
 <p><b>105</b></p>  <p>DSL Fitting Range</p> <p>Power flex mould</p> <p><b>Technical information</b> Omnidirectional mode is used unless otherwise stated.</p> <p><b>Warning to the hearing aid dispenser</b> The maximum output capability of the hearing aid may exceed 132 dB SPL (IEC 711). Special care should be exercised in selecting and fitting the hearing aid, as there may be risk of impairing the remaining hearing of the hearing aid user.</p> <p>— Acoustic input: 60 dB SPL - - - Magnetic input: 31.6 mA/m</p>		<p><b>OSPL90</b></p>  <p><b>Full-on gain</b></p>  <p><b>Frequency response</b></p> 	<p><b>OSPL90</b></p>  <p><b>Full-on gain</b></p>  <p><b>Frequency response</b></p> 	
	OSPL90	Peak 1600 Hz HFA-OSPL90	135 dB SPL 133 dB SPL 131 dB SPL	127 dB SPL 126 dB SPL 123 dB SPL
	Full-on gain <sup>1</sup>	Peak 1600 Hz HFA-FOG	72 dB 66 dB 65 dB	64 dB 59 dB 58 dB
	Reference test gain		58 dB	47 dB
Frequency range		100-9100 Hz	100-7900 Hz	
Telecoil output (1600 Hz)	1 mA/m field 10 mA/m field SPLITS L/R	96 dB SPL 116 dB SPL -	- - 105/105 dB SPL	
Total harmonic distortion (Input 70 dB SPL)	500 Hz 800 Hz 1600 Hz	<2 % <2 % <4 %	<2 % <2 % <2 %	
Equivalent input noise level	Omni Dir	16 dB SPL 25 dB SPL	16 dB SPL 28 dB SPL	
Battery		Lithium-Ion	Lithium-Ion	
Expected operating time, hours <sup>2</sup>		24		

1) Measured with the gain control of the hearing aids set to their full-on position minus 20 dB and with an input SPL of 70 dB. This is to obtain a gain response equal to the full-on gain response from e.g. IEC 60118-0:1983+A1:1994 but without influence of feedback.

2) Expected operating time for rechargeable battery depends on use pattern, active feature set, hearing loss, sound environment, battery age and use of wireless accessories.



		Ear Simulator Measured according to IEC 60118-0:1983/AMD1:1994, IEC 60118-0:2015, IEC 60118-1:1995+AMD1:1998 CSV and IEC 60318-4:2010	2CC Coupler Measured according to ANSI S3.22-2014, IEC 60118-0:2015 and IEC 60318-5:2006
 <p>DSL Fitting Range</p> <p>Power flex mould</p>	<p><b>Technical information</b> Omnidirectional mode is used unless otherwise stated.</p> <p><b>Warning to the hearing aid dispenser</b> The maximum output capability of the hearing aid may exceed 132 dB SPL (IEC 711). Special care should be exercised in selecting and fitting the hearing aid, as there may be risk of impairing the remaining hearing of the hearing aid user.</p> <p>— Acoustic input: 60 dB SPL - - - Magnetic input: 31.6 mA/m</p>	<p><b>OSPL90</b></p> 	<p><b>OSPL90</b></p> 
		<p><b>Full-on gain</b></p> 	<p><b>Full-on gain</b></p> 
	<p><b>Frequency response</b></p> 	<p><b>Frequency response</b></p> 	
OSPL90	Peak	135 dB SPL	127 dB SPL
	1600 Hz	133 dB SPL	126 dB SPL
	HFA-OSPL90	131 dB SPL	123 dB SPL
Full-on gain <sup>1</sup>	Peak	72 dB	64 dB
	1600 Hz	66 dB	59 dB
	HFA-FOG	65 dB	58 dB
Reference test gain		58 dB	47 dB
Frequency range		100-7500 Hz	100-7500 Hz
Telecoil output (1600 Hz)	1 mA/m field	96 dB SPL	-
	10 mA/m field	116 dB SPL	-
	SPLITS L/R	-	104/104 dB SPL
Total harmonic distortion (Input 70 dB SPL)	500 Hz	< 2 %	< 2 %
	800 Hz	< 2 %	< 2 %
	1600 Hz	< 4 %	< 2 %
Equivalent input noise level	Omni	16 dB SPL	16 dB SPL
	Dir	25 dB SPL	28 dB SPL
Battery		Lithium-Ion	Lithium-Ion
Expected operating time, hours <sup>2</sup>		24	

1) Measured with the gain control of the hearing aids set to their full-on position minus 20 dB and with an input SPL of 70 dB. This is to obtain a gain response equal to the full-on gain response from e.g. IEC 60118-0:1983+A1:1994 but without influence of feedback.

2) Expected operating time for rechargeable battery depends on use pattern, active feature set, hearing loss, sound environment, battery age and use of wireless accessories.





**Headquarters**  
Oticon A/S  
Kongebakken 9  
DK-2765 Smørum  
Denmark



SBO Hearing A/S  
Kongebakken 9  
DK-2765 Smørum  
Denmark